

# Measurement of the hadronic activity in events with a Z and two jets and extraction of the cross section for the electroweak production of a Z with two jets in pp collisions at $\sqrt{s} = 7$ TeV



## The CMS collaboration

*E-mail:* [cms-publication-committee-chair@cern.ch](mailto:cms-publication-committee-chair@cern.ch)

**ABSTRACT:** The first measurement of the electroweak production cross section of a Z boson with two jets (Zjj) in pp collisions at  $\sqrt{s} = 7$  TeV is presented, based on a data sample recorded by the CMS experiment at the LHC with an integrated luminosity of  $5 \text{ fb}^{-1}$ . The cross section is measured for the  $\ell\ell jj$  ( $\ell = e, \mu$ ) final state in the kinematic region  $m_{\ell\ell} > 50 \text{ GeV}$ ,  $m_{jj} > 120 \text{ GeV}$ , transverse momenta  $p_{\text{T}}^j > 25 \text{ GeV}$  and pseudorapidity  $|\eta^j| < 4.0$ . The measurement, combining the muon and electron channels, yields  $\sigma = 154 \pm 24$  (stat.)  $\pm 46$  (exp. syst.)  $\pm 27$  (th. syst.)  $\pm 3$  (lum.) fb, in agreement with the theoretical cross section. The hadronic activity, in the rapidity interval between the jets, is also measured. These results establish an important foundation for the more general study of vector boson fusion processes, of relevance for Higgs boson searches and for measurements of electroweak gauge couplings and vector boson scattering.

**KEYWORDS:** Hadron-Hadron Scattering

**ARXIV EPRINT:** [1305.7389](https://arxiv.org/abs/1305.7389)

---

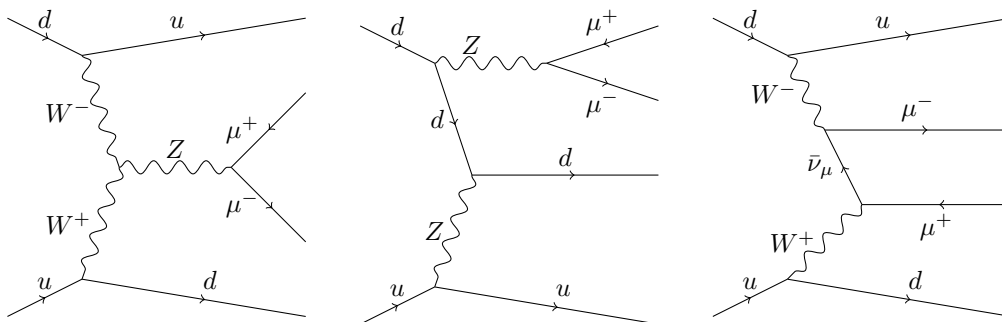
**Contents**

<b>1</b>	<b>Introduction</b>	<b>1</b>
<b>2</b>	<b>CMS detector, reconstruction, and event simulation</b>	<b>3</b>
<b>3</b>	<b>Event selection</b>	<b>5</b>
<b>4</b>	<b>Hadronic activity in the rapidity interval between tagging jets</b>	<b>9</b>
4.1	Central hadronic activity measurement using jets	10
4.2	Central hadronic activity measurement with track jets	11
<b>5</b>	<b>Measurements of the radiation patterns in multijet events in association with a Z boson</b>	<b>12</b>
<b>6</b>	<b>Signal cross section measurement</b>	<b>13</b>
6.1	Signal extraction using the dijet mass fit	13
6.2	Systematic uncertainties	15
6.3	Signal extraction using MVA analysis	17
6.4	Results	20
<b>7</b>	<b>Summary</b>	<b>22</b>
	<b>The CMS collaboration</b>	<b>26</b>

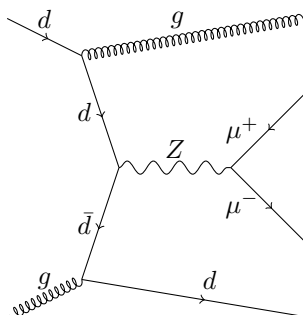
---

**1 Introduction**

The cross section for the electroweak (EW) production of a central W or Z boson in association with two jets that are well separated in rapidity is quite sizable at the Large Hadron Collider (LHC) [1]. These electroweak processes have been studied in the context of rapidity intervals in hadron collisions [2, 3], as a probe of anomalous triple-gauge-boson couplings [4], and as a background to Higgs boson searches in Vector Boson Fusion (VBF) processes [5–8]. There are three classes of diagrams to be considered in the EW production of W and Z bosons with two jets: VBF processes, bremsstrahlung, and multiperipheral processes. A full calculation reveals a large negative interference between the pure VBF process and the other two categories [1, 3]. Figure 1 shows representative Feynman diagrams for these EW  $llq\bar{q}'$  production processes. A representative Feynman diagram for Drell-Yan production in association with two jets is shown in figure 2. This process is the dominant background in the extraction of EW  $llq\bar{q}'$  cross section. In what follows we designate as “tagging jets” the jets that originate from the fragmentation of the outgoing quarks in the EW processes shown in figure 1.



**Figure 1.** Representative diagrams for EW  $\ell\ell qq'$  production (for  $\ell=\mu$ ): VBF (left), bremsstrahlung (middle), and multiperipheral (right).



**Figure 2.** Representative diagram for Drell-Yan production in association with two jets.

The study of these processes establishes an important foundation for the more general study of vector boson fusion processes, of relevance for Higgs boson searches and for measurements of electroweak gauge couplings and vector-boson scattering. The VBF Higgs boson production in proton-proton (pp) collisions at the LHC has been extensively investigated [9, 10] as a way to discover the particle and measure its couplings [11–13]. Recent searches by the ATLAS and CMS collaborations for the standard model (SM) Higgs boson include analyses of the VBF final states [14, 15].

In particular, the study of the processes shown in figure 1 can improve our understanding of the selection of tagging jets as well as that of vetoing additional parton radiation between forward-backward jets in VBF searches [5–8]. The measurement of the electroweak production of the  $Z_{jj}$  final state is also a precursor to the measurement of elastic vector boson pair scattering at high energy, an important physics goal for future analyses of LHC data.

In this work we measure the cross section for electroweak  $Z$  boson production in association with two jets in pp collisions at a center-of-mass energy of 7 TeV, where the  $Z$  boson decays into  $\mu^+\mu^-$  or  $e^+e^-$ , using a data sample collected in 2011 by the Compact Muon Solenoid (CMS) experiment with an integrated luminosity of  $5.1 \text{ fb}^{-1}$  for the  $\mu^+\mu^-$  mode and  $5.0 \text{ fb}^{-1}$  for the  $e^+e^-$  mode. We extract the cross section under the assumption that the theory describes correctly the shape of the kinematical distributions of the dominant background from Drell-Yan production in association with two jets

The signal-to-background ratio for the cross section measurement is small. In order to confirm the presence of a signal, two methods of signal extraction are employed and two different jet algorithms are used. While providing a similar performance, these two types of jet algorithms use different methods to combine the information from the subdetectors, different energy corrections, and different methods to account for the energy from the additional minimum-bias events (pileup).

In a separate study, measurements of the hadronic activity in Drell-Yan events are presented. These include the level of hadronic activity in the rapidity interval between the two tagging jets and the properties of multi-jets in events with a Z boson.

The plan of the paper is as follows: in section 2 we describe the CMS detector, reconstruction, and event simulation; in section 3 we discuss the event selections; sections 4 and 5 are devoted to the study of the hadronic activity in Drell-Yan events; in section 6 we present the measurement of the cross section for the EW Zjj production; finally, in section 7 we summarize our main results.

## 2 CMS detector, reconstruction, and event simulation

A detailed description of the CMS detector can be found in ref. [16]. The CMS experiment uses a right-handed coordinate system, with the origin at the nominal interaction point, the  $x$  axis pointing to the center of the LHC ring, the  $y$  axis pointing up, and the  $z$  axis along the counterclockwise-beam direction as viewed from above. The polar angle  $\theta$  is measured from the positive  $z$  axis and the azimuthal angle  $\phi$  is measured in the  $x$ - $y$  plane. The pseudorapidity  $\eta$  is defined as  $-\ln[\tan(\theta/2)]$ , which equals the rapidity  $y = \ln[(E + p_z)/(E - p_z)]$  for massless particles.

The central feature of the CMS apparatus is a superconducting solenoid of 6 m internal diameter providing a field of 3.8 T. Within the field volume are a silicon pixel and strip tracker, a crystal electromagnetic calorimeter (ECAL), and a brass/scintillator hadron calorimeter (HCAL) providing coverage for pseudorapidities  $|\eta| < 3$ . The forward calorimeter modules extend the coverage of hadronic jets up to  $|\eta| < 5$ . Muons are measured in gas-ionization detectors embedded in the steel magnetic flux return yoke.

The first level (L1) of the CMS trigger system, composed of custom hardware processors, uses information from the calorimeters and the muon detectors to select the most interesting events. The high-level-trigger processor farm further decreases the event rate from  $\sim 100$  kHz of L1 accepts to a few hundred Hz, before data storage.

Muons are reconstructed [17] by fitting trajectories based on hits in the silicon tracker and the muon system. Electrons are reconstructed [18] from clusters of energy deposits in the ECAL matched to tracks in the silicon tracker.

Two different types of jets are used in the analysis: jet-plus-track (JPT) and particle-flow (PF) jets [19]. The JPT jets are reconstructed calorimeter jets whose energy response and resolution are improved by incorporating tracking information according to the JPT algorithm [20]. Calorimeter jets are first reconstructed from energy deposits in the calorimeter towers clustered with the anti- $k_T$  jet algorithm [21, 22] with a distance parameter of 0.5. Charged-particle tracks are associated with each jet, based on the spatial separation

in  $\eta$ - $\phi$  between the jet axis and the track momentum vector measured at the interaction vertex. The associated tracks are projected onto the surface of the calorimeter and classified as in-cone tracks if they point within the jet cone around the jet axis. The tracks bent out of the jet cone due to the magnetic field are classified as out-of-cone tracks. The momenta of the charged tracks are used to improve the measurement of the energy of the associated calorimeter jet. For in-cone tracks the expected average energy deposition in the calorimeters is subtracted and the energy of the tracks (assuming that they are charged pions) is added to the jet energy. For out-of-cone tracks the energy of the tracks is added directly to the jet energy. The direction of the jet is re-calculated with the tracks. As a result of the JPT algorithm, both the energy and the direction of the jet are improved.

The CMS particle flow algorithm [23, 24] combines the information from all relevant CMS sub-detectors to identify and reconstruct particle candidates in the event: muons, electrons, photons, charged hadrons, and neutral hadrons. Charged hadrons are reconstructed from tracks in the tracker. Photons and neutral hadrons are reconstructed from energy clusters in the ECAL and HCAL, respectively, that are separate from the extrapolated position of tracks. A neutral particle overlapping with charged particles in the calorimeters is identified from a calorimeter energy excess with respect to the sum of the associated track momenta. Particle flow jets (PF jets) are reconstructed using the anti- $k_T$  jet algorithm with a distance parameter of 0.5, clustering particles identified by the particle flow algorithm.

The signal process for this analysis is the electroweak production of a dilepton pair in association with two jets (EW  $\ell\ell jj$ ,  $\ell = e, \mu$ ). It is simulated with MADGRAPH version 5 [25, 26] interfaced with PYTHIA 6.4.25 [27] for parton showering (PS) and hadronization. The CTEQ6L1 parton distribution functions [28] are used in the event generation by MADGRAPH. The electroweak  $pp \rightarrow \ell\ell jj$  processes in MADGRAPH include WZ production where the W boson decays into two quarks and ZZ production where one of the Z bosons decays into two quarks. The requirement  $m_{jj} > 120$  GeV applied at the MADGRAPH generation level reduces the contribution from these processes to a negligible level in the defined signal phase space. For the leading order generators, j stands for partons. For next-to-leading order calculations, a jet algorithm is applied to the final state partons and j stands for the parton jets.

Background Z+jets (labeled DY  $\ell\ell jj$ ) and ditop ( $t\bar{t}$ ) processes are generated with MADGRAPH via a matrix element (ME) calculation that includes up to four jets at parton level. The ME and parton shower (ME-PS) matching is performed following the ktMLM prescription [26]. The generation of the DY  $\ell\ell jj$  background does not include the electroweak production of the Z boson with two jets. The diboson production processes WW, WZ, and ZZ are generated with PYTHIA.

The MCFM program [29] is also used for the evaluation of the theoretical uncertainty of the DY  $\ell\ell jj$  background predictions. The dynamic scale  $\mu_0 = \sum_{i=1}^n p_T^i$  with  $n$  final state particles (partons, not jets;  $n = 4, 5$ ) is used with the QCD factorization and renormalization scales set equal,  $\mu_F = \mu_R = \mu_0$ .

Generated events are processed through the full CMS detector simulation based on GEANT4 [30, 31], followed by a detailed trigger emulation, and the standard event recon-

struction. Minimum-bias events are superimposed upon the hard interaction to simulate the effects of additional interactions per beam crossing (pileup). The multiplicity distribution of the pileup events in the simulation is matched with that observed in data. The PYTHIA parameters for the underlying event were set according to the Z2 tune [32].

The signal cross section per lepton flavor, at next-to-leading order (NLO), is calculated to be  $\sigma_{\text{NLO}}(\text{EW } \ell\ell\text{jj}) = 166 \text{ fb}$ . The calculation is carried out with the VBFNLO program [33] with the factorization and renormalization scales set to  $\mu_{\text{R}} = \mu_{\text{F}} = 90 \text{ GeV}$  and with CT10 parton distribution functions [34]. The calculation is performed in the following kinematical region: a dilepton invariant mass,  $m_{\ell\ell}$  above 50 GeV, jet transverse momentum  $p_{\text{T}}^{\text{j}} > 25 \text{ GeV}$ , jet pseudorapidity  $|\eta^{\text{j}}| < 4$ , and dijet invariant mass  $m_{\text{jj}} > 120 \text{ GeV}$ . The kinematic distributions for the signal generated by VBFNLO at leading order agree with those produced by the MADGRAPH generator.

The interference effects between EW and DY  $\ell\ell\text{jj}$  production processes are evaluated with the MADGRAPH, SHERPA [35], COMHEP [36], and VBFNLO programs by the authors of these programs and were found to be negligible.

### 3 Event selection

For the muon channel, the candidate events were selected by a trigger that required the presence of two muons. The requirement applied by the trigger on the muon transverse momenta changed with increasing instantaneous luminosity. As a consequence, the analyzed data sample is divided into three sets corresponding to the following different thresholds: (i) both muons have  $p_{\text{T}}^{\mu} > 7 \text{ GeV}$ , (ii)  $p_{\text{T}}^{\mu_1} > 13 \text{ GeV}$  and  $p_{\text{T}}^{\mu_2} > 8 \text{ GeV}$ , and (iii)  $p_{\text{T}}^{\mu_1} > 17 \text{ GeV}$  and  $p_{\text{T}}^{\mu_2} > 8 \text{ GeV}$ . Events in the electron channel were selected by a trigger that required the presence of two electrons with  $p_{\text{T}}^{\text{e}_1} > 17 \text{ GeV}$  and  $p_{\text{T}}^{\text{e}_2} > 8 \text{ GeV}$ .

Offline, the muon candidates used in the analysis are identified by an algorithm [17], which starts from the tracks measured in the muon chambers, and then matches and combines them with the tracks reconstructed in the inner tracker. Muons from the in-flight decays of hadrons and punch-through particles are suppressed by applying a requirement on the goodness-of-fit over the number of degrees of freedom,  $\chi^2/\text{dof} < 10$ , of the global fit including the hits in the tracker and muon detectors.

In order to ensure a precise estimate of momentum and impact parameter, only tracks with more than 10 hits in the inner tracker and at least one hit in the pixel detector are used. We require hits in at least two muon detectors, to ensure a precise momentum estimate at the trigger level, and to suppress remaining background from misidentified muon candidates. Cosmic muons are rejected by requiring a transverse impact parameter distance to the beam spot position of less than 2 mm. These selection criteria provide an efficiency of 96% for prompt muons with  $p_{\text{T}} > 20 \text{ GeV}$ . The efficiency is defined as a ratio where the denominator is the number of generated muons with  $p_{\text{T}} > 20 \text{ GeV}$  within the geometrical acceptance and the numerator is the number of those muons that pass the selection criteria described above.

The electron candidates are required to pass a set of criteria which is 90% efficient for prompt electrons with  $p_{\text{T}} > 20 \text{ GeV}$  [18]. The electron identification variables used

in the selection are (i) the spatial distance between the track and the associated ECAL cluster, (ii) the size and the shape of the shower in ECAL, and (iii) the hadronic leakage. The track transverse impact parameter is used to discriminate electrons from conversions. Tracks from conversions have, on average, a greater distance to the beam axis. In order to reject electrons from conversions, candidates are allowed to have at most one missing hit among those expected in the innermost tracker layers.

Electrons and muons from heavy-flavor decays and contained in hadronic jets are suppressed by imposing a restriction on the presence of additional tracks around their momentum direction. The additional tracks are summed in a cone of radius  $\Delta R = \sqrt{(\Delta\eta)^2 + (\Delta\phi)^2} < 0.3$  around the lepton candidate. Only tracks consistent with originating from the vertex corresponding to the hardest proton-proton scattering are used in the evaluation, so as to be insensitive to contributions from pileup interactions in the same bunch crossing. A relative isolation variable,  $I_{\text{trk}} = \sum p_{\text{T}}^{\text{trk}}/p_{\text{T}}^{\ell}$ , is evaluated for each lepton.

The dimuon channel selection “ $Z_{\mu\mu}$ ” is defined by the following set of requirements: the two highest- $p_{\text{T}}$  muons must have  $p_{\text{T}} > 20$  GeV,  $|\eta| < 2.4$ , and must satisfy the muon quality criteria described above. The muons are required to have opposite charge and have a relative isolation of  $I_{\text{trk}} < 0.1$ . The dimuon invariant mass is required to be within  $\pm 15$  GeV of the Z boson mass  $m_{\text{Z}} = 91.2$  GeV.

The following set of requirements define the “ $Z_{\text{ee}}$ ” dielectron selection: the two highest- $p_{\text{T}}$  electrons must have  $p_{\text{T}} > 20$  GeV,  $|\eta| < 2.4$ , and satisfy the electron quality criteria described previously. The electrons are required to have opposite charge and relative isolation criteria of  $I_{\text{trk}} < 0.1$ .

The dielectron invariant mass is required to be within  $\pm 20$  GeV of  $m_{\text{Z}}$ , a larger mass range than that for  $m_{\mu\mu}$  since the dielectron Z-peak is wider because of electron bremsstrahlung effects in the tracker material.

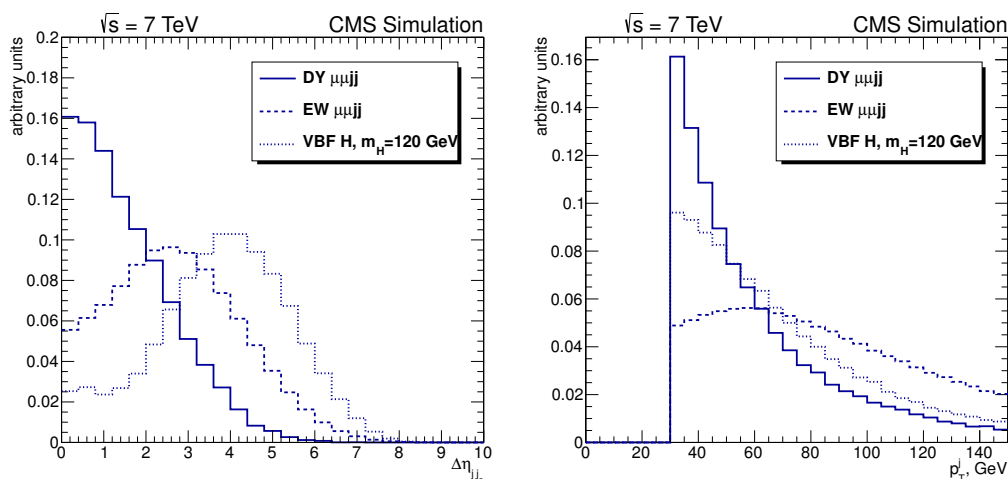
The two highest- $p_{\text{T}}$  leading jets in the event with  $|\eta_j| < 4.7$  (labeled  $j_1$  and  $j_2$ ) are selected as the tagging jets. The selection criteria are optimized by maximizing the signal significance defined as  $N_S/\sqrt{N_B}$ , where  $N_S$  and  $N_B$  are the number of signal and background events passing the selection criteria, expected from the Monte Carlo (MC) signal and DY samples, with an integrated luminosity of  $5 \text{ fb}^{-1}$ . The requirements on the momentum and pseudorapidity of the tagging jets ( $p_{\text{T}}^{j_1}, p_{\text{T}}^{j_2}, \eta_j$ ), the dijet invariant mass ( $m_{j_1 j_2}$ ), and the Z boson rapidity in the rest frame of the tagging jets  $y^* = y_{\text{Z}} - 0.5(y_{j_1} + y_{j_2})$  are varied in order to reach maximum signal significance. The optimized selection criteria shown in table 1, with the corresponding selection labels, result in an expected signal significance of about three for an integrated luminosity of  $5 \text{ fb}^{-1}$ , for each of the dilepton channels.

The signal efficiencies for the  $Z_{\mu\mu}$  selection without additional requirements, with the tagging jet requirement TJ1, with the TJ1 and the Z boson rapidity requirement YZ, and with the TJ1, YZ, and TJ2 requirements are 0.36, 0.23, 0.17, and 0.06, respectively. These efficiencies are valid both in the case of JPT and PF jet reconstruction. The signal efficiencies for the dielectron channel are respectively 0.33, 0.21, 0.16, and 0.06. The efficiency is defined as a ratio where the denominator is the number of signal events generated by MADGRAPH with  $m_{\text{jj}} > 120$  GeV and the numerator is the number of events that passed the selections described above.



Tagging jet selections	
TJ1	$p_T^{j_1} > 65 \text{ GeV}, p_T^{j_2} > 40 \text{ GeV},  \eta_j  < 3.6$
TJ2	$m_{j_1 j_2} > 600 \text{ GeV}$
Z boson rapidity selection	
YZ	$ y^*  < 1.2$

**Table 1.** The optimized selection criteria with the corresponding selection labels.



**Figure 3.** Distribution of the absolute difference in the pseudorapidity of the tagging jets,  $\Delta\eta_{j_1 j_2} = |\eta_{j_1} - \eta_{j_2}|$  (left) and the tagging jet  $p_T$  for both jets,  $j_1$  and  $j_2$  (right) for the DY  $\mu\mu jj$ , EW  $\mu\mu jj$ , and VBF Higgs boson production processes.

The above event selection criteria are different from those suggested for Higgs boson searches in the VBF channel [5–8]. In particular, higher  $p_T$  thresholds are used on the tagging jets, the rapidity separation between the tagging jets is not used, and a central jet veto is not applied. This is because the kinematics for EW  $Zjj$  production and VBF Higgs boson production are different. The former includes two additional contributions, bremsstrahlung and multiperipheral processes, as shown in figure 1. These additional processes and the interference between them lead to higher average jet transverse momenta in comparison to the VBF production process alone. This is due to the fact that the EW  $\ell\ell jj$  process involves transversely polarized W bosons, while the main contribution to VBF boson production involves longitudinally polarised W bosons. Figure 3 shows the simulated distributions of the absolute pseudorapidity difference of the two tagging jets,  $\Delta\eta_{j_1 j_2} = |\eta_{j_1} - \eta_{j_2}|$  (left), and the tagging jets  $p_T$  (right) for the DY  $\mu\mu jj$ , the EW  $\mu\mu jj$ , and the VBF Higgs boson production processes. The  $m_{j_1 j_2}$  distributions for EW  $\mu\mu jj$  production and VBF Higgs boson production processes are very similar and are not shown here.

The event selection is performed with JPT and PF jets in the dimuon channel and with PF jets in dielectron channel. Table 2 shows the event yield after each selection step in the



Selection	Jet type	Data	EW $\ell\ell j j$	DY $\ell\ell j j$	$t\bar{t}$	WW	WZ	ZZ
$Z_{\mu\mu}$		$1.7 \times 10^6$	460	$1.7 \times 10^6$	1400	300	1300	850
requirement TJ1	JPT	25000	290	26000	690	5.2	180	120
	PF	26000	280	26000	680	5.3	170	110
requirement YZ	JPT	15000	210	16000	590	3.4	98	83
	PF	16000	200	16000	580	3.4	93	76
requirement TJ2	JPT	600	74	600	14	0	2.2	1.3
	PF	640	72	610	14	0	2.4	1.2

**Table 2.** Event yields in the  $\mu^+\mu^-$  channel after each selection step for the data, the signal Monte Carlo and the backgrounds. The expected contributions from the signal and background processes are evaluated from simulation, for  $5 \text{ fb}^{-1}$  of integrated luminosity.

selection	data	EW $\ell\ell j j$	DY $\ell\ell j j$	$t\bar{t}$	WW	WZ	ZZ
$Z_{ee}$	$1.5 \times 10^6$	410	$1.5 \times 10^6$	1600	340	1100	720
requirement TJ1	24000	270	23000	880	6.0	150	97
requirement YZ	15000	200	15000	760	3.7	90	68
requirement TJ2	560	67	550	17	0.3	2.5	1.0

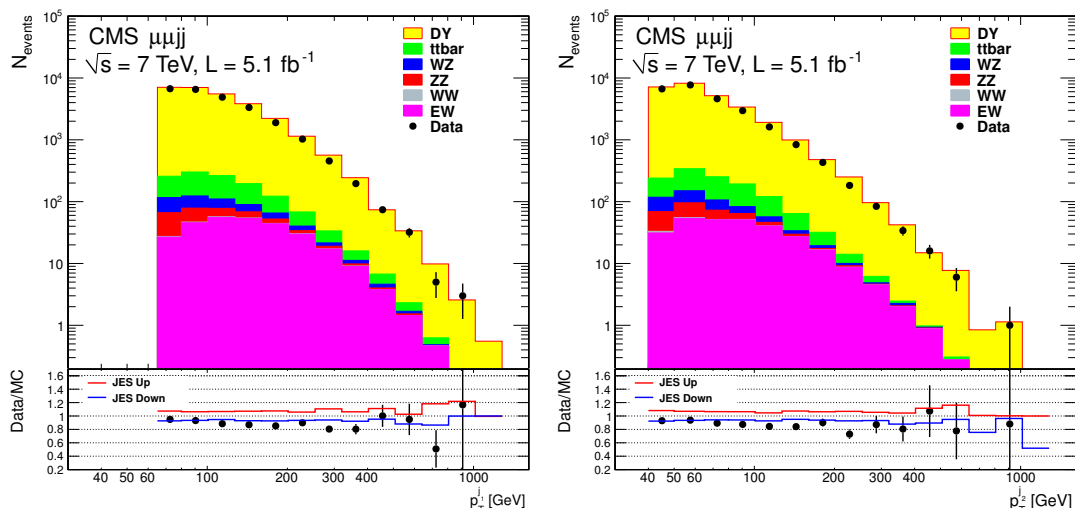
**Table 3.** Event yields in the  $e^+e^-$  channel after each selection step for the data, the signal Monte Carlo and the backgrounds. The expected contributions from the signal and background processes are evaluated from simulation, for  $5 \text{ fb}^{-1}$  of integrated luminosity.

$\mu^+\mu^-$  channel. The observed and expected number of events from signal and background processes are shown for the different selection requirements. The two jet algorithms result in similar yields. Table 3 shows the event yields after each selection step with PF jets in the  $e^+e^-$  channel.

The uncertainty on the estimation of the dominant DY  $\ell\ell j j$  background from simulation is comparable with the expected number of signal events. The signal can therefore only be extracted by analyzing the distributions that are most sensitive to the difference between the signal and backgrounds.

Distributions for data and simulation after the  $Z_{\mu\mu}$  selection and jet tagging requirement TJ1 are shown in figures 4 and 5. In these and the following figures the histograms with the labels “DY” and “ $t\bar{t}$ ” show the contributions from the DY  $\ell\ell j j$  and  $t\bar{t}$  processes. The labels “WZ”, “ZZ”, and “WW” apply to the diboson production processes WZ, ZZ, and WW. The label “EW” shows the contribution from the signal process, EW Zjj.

The  $p_T^{j1}$  and  $p_T^{j2}$  distributions obtained with JPT jets are shown in figure 4. The absolute difference in the pseudorapidity of the two tagging JPT jets, and the dimuon  $p_T$  are shown in figure 5. The expected contributions from the signal and background processes are evaluated from simulation. The bottom panel in the figures shows the ratio of the data to the expected contribution of the signal plus background together with the



**Figure 4.** The  $p_T^{j1}$  (left) and  $p_T^{j2}$  (right) distributions after applying the  $Z_{\mu\mu}$  selection and the jet tagging requirement TJ1. The expected contributions from the signal and background processes are evaluated from simulation. The bottom panels show the ratio of data over the expected contribution of the signal plus background. The region between the two lines with the labels JES Up and JES Down shows the  $1\sigma$  uncertainty of the simulation prediction due to the jet energy scale uncertainty. The data points are shown with the statistical uncertainties.

statistical uncertainties. The region between the two lines with the labels JES Up and JES Down shows the  $\pm 1\sigma$  uncertainty of the simulation prediction due to the jet energy scale (JES) uncertainty.

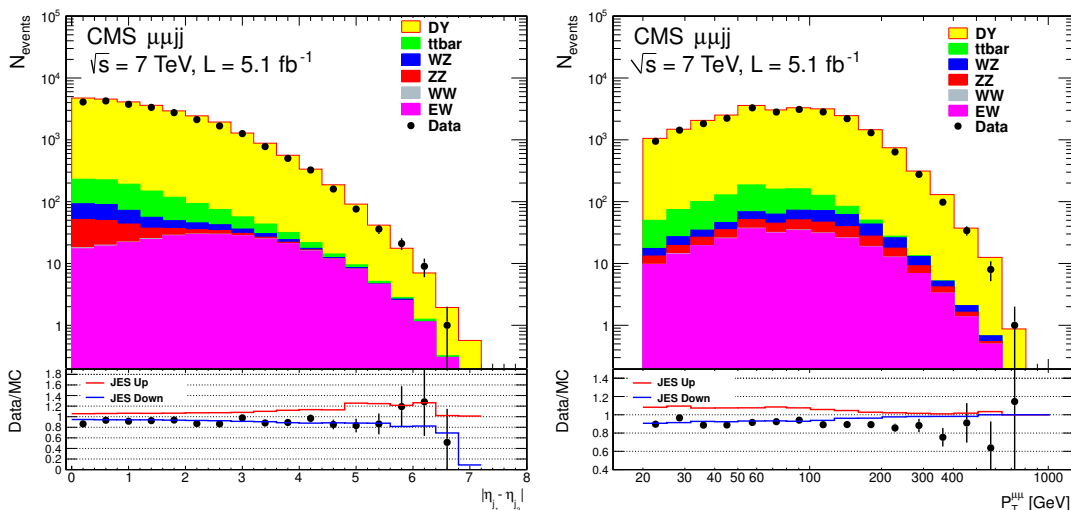
The ratio of the data to the expected contribution of the signal plus background is systematically below unity and outside the  $1\sigma$  JES uncertainty in some regions. However, it is consistent with unity within the systematic uncertainty in the MADGRAPH simulation of the dominant DY  $\ell\ell jj$  background. The systematic uncertainty due to the QCD scale is expected to be between the uncertainty given by the NLO and LO calculations, which are 8% and 25%, respectively, as calculated by the MCFM program. The choice of the QCD scale is discussed in section 6.2.

Figures 4 and 5 illustrate the overall level of agreement between data and simulation. It is evident from the figures that the signal fraction is small; this is why the extraction of the signal requires the special methods described in section 6.

In sections 4 and 5 we describe the measurements of the hadronic activity in the rapidity interval between the tagging jets and the measurements of the radiation patterns in multijet events in association with a Z boson. The selected data sample is dominated by DY  $\ell\ell jj$  events which are referred to as “DY Zjj events” in the following two sections.

#### 4 Hadronic activity in the rapidity interval between tagging jets

A veto on the hadronic activity in the rapidity interval between the VBF tagging jets has been proposed [5–8] as a tool to suppress backgrounds in the searches for a Higgs boson produced in VBF. In the following, a study of the hadronic activity in this rapidity interval



**Figure 5.** The absolute difference in the pseudorapidity of the two tagging jets (left), and the dimuon  $p_T$  (right) after the  $Z_{\mu\mu}$  selection and the tagging jet requirement TJ1. The expected contributions from the signal and background processes are evaluated from simulation. The bottom panels show the ratio of data over the expected contribution of the signal plus background. The region between the two lines with the labels JES Up and JES Down shows the  $1\sigma$  uncertainty of the simulation prediction due to the jet energy scale uncertainty. The data points are shown with the statistical uncertainties.

is presented. Although a veto is not used on the hadronic activity to select the EW  $\ell\ell jj$  process, the studies provided in this section and in section 5 can be considered as a test of the agreement between the data and the simulation for the dominant DY  $\ell\ell jj$  background. The data sample is selected with the  $Z_{\mu\mu}$  and  $Z_{ee}$  requirements described in section 3. The requirements on the jets are described in this section and in section 5.

#### 4.1 Central hadronic activity measurement using jets

The hadronic activity in the rapidity interval between the tagging jets is studied as a function of the pseudorapidity separation between the tagging jets, the  $p_T$  threshold of the tagging jets, and the dijet invariant mass,  $m_{j_1 j_2}$ . The hadronic activity is measured through the efficiency of the central jet veto, defined as the fraction of selected events with no third jet ( $j_3$ ) with  $p_T^{j_3} > 20$  GeV in the pseudorapidity interval between the tagging jets:

$$\eta_{\min}^{\text{tag jet}} + 0.5 < \eta_{j_3} < \eta_{\max}^{\text{tag jet}} - 0.5 \quad \text{and} \quad |\eta_{j_3}| < 2.0, \quad (4.1)$$

where  $\eta_{\min}^{\text{tag jet}}$  ( $\eta_{\max}^{\text{tag jet}}$ ) is the minimal (maximal) pseudorapidity of the tagging jet. The central jets from pileup interactions are suppressed with the tracker information.

Tables 4 and 5 show the efficiencies measured from the data and those obtained from the MADGRAPH DY  $\ell\ell jj$  simulation for the different requirements on the  $p_T$  of the tagging jets, the pseudorapidity separation between them, and their invariant mass. The measured efficiency is shown with the statistical uncertainties. The contribution of the EW  $Zjj$ ,  $t\bar{t}$ , and diboson processes is not subtracted from the data measurements since it does not

$p_T^{j_1(j_2)}$	>25 GeV	>35 GeV	>45 GeV
data	$0.78 \pm 0.01$	$0.68 \pm 0.01$	$0.63 \pm 0.02$
simulation	0.80	0.71	0.66

**Table 4.** Efficiency of the central jet veto with  $p_T^{j_3} > 20$  GeV for three different selections on the tagging jets for a pseudorapidity separation of  $\Delta\eta_{j_1j_2} > 3.5$  measured in data and predicted by the MADGRAPH simulation. The quoted uncertainty is statistical only.

$\Delta\eta_{j_1j_2}$	>2.5	>3.5	>4.5
data	$0.71 \pm 0.01$	$0.68 \pm 0.01$	$0.66 \pm 0.02$
simulation	0.73	0.71	0.67
with $m_{j_1j_2} > 700$ GeV selection			
data	$0.56 \pm 0.03$	$0.58 \pm 0.03$	$0.62 \pm 0.04$
simulation	0.56	0.57	0.58

**Table 5.** Efficiency of the central jet veto with  $p_T^{j_3} > 20$  GeV and  $p_T^{j_1(j_2)} > 30$  GeV for three different selections for  $\Delta\eta_{j_1j_2}$  with and without the selection on  $m_{j_1j_2}$ , measured in data and predicted by the MADGRAPH simulation. The quoted uncertainty on the data efficiency is only statistical.

change the measured efficiency within the uncertainties. The efficiencies shown in table 5 are evaluated for the pseudorapidity interval

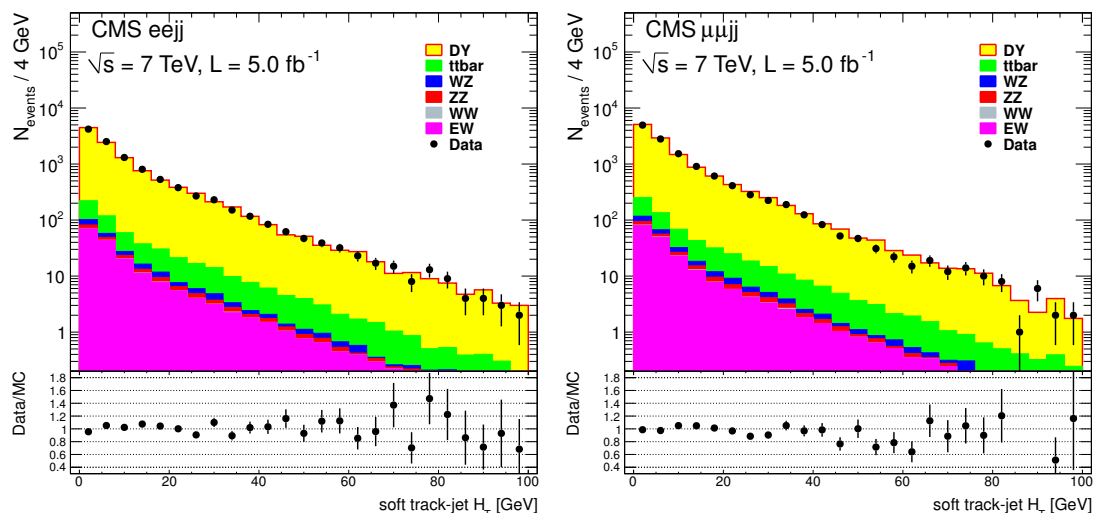
$$\eta_{\min}^{\text{tag jet}} < \eta_{j_3} < \eta_{\max}^{\text{tag jet}} \quad \text{and} \quad |\eta_{j_3}| < 2.0. \quad (4.2)$$

The veto efficiencies obtained from data and the MADGRAPH simulation are in good agreement.

## 4.2 Central hadronic activity measurement with track jets

As the hadronic activity in the rapidity interval between the tagging jets is expected to be small (soft) in the case of a purely electroweak  $Zjj$  production, the contribution from any additional pileup interaction in the event needs to be avoided or carefully subtracted. For this reason, an additional study of the interjet hadronic activity is performed using only charged tracks that clearly originate from the hard-scattering vertex in the event.

For this study a collection of tracks is built with reconstructed high-purity tracks [37] with  $p_T > 300$  MeV that are uniquely associated with the main primary vertex in the event. Tracks associated with the two leptons or with the tagging jets are not included. The association between the tracks and the reconstructed primary vertices is carried out by minimizing the longitudinal distance  $d_z(\text{PV})$  between the primary vertex (PV) and the point of closest approach of the track helix to that PV. The association is required to satisfy  $d_z(\text{PV}) < 2$  mm and  $d_z(\text{PV}) < 3\delta d_z(\text{PV})$ , where  $\delta d_z(\text{PV})$  is the uncertainty on  $d_z(\text{PV})$ . The main primary vertex in the event is chosen to be that with the largest scalar sum of transverse momenta, for all tracks used to reconstruct it.



**Figure 6.** The  $H_T$  distribution of the three leading soft track jets in the pseudorapidity interval between the tagging jets with  $p_T^{j_1, j_2} > 65, 40$  GeV in DY Zjj events for dielectron (left) and dimuon (right) channels. The bottom panels show the corresponding data/MC ratios. The data points are shown with the statistical uncertainties.

A collection of “soft track jets” is built by clustering the tracks with the anti- $k_T$  clustering algorithm [22] with a distance parameter of 0.5. The use of track jets represents a clean and well understood method [38] to reconstruct jets with energy as low as a few GeV. Crucially, these jets are not affected by pileup because of the association of their tracks with the hard-scattering vertex [39].

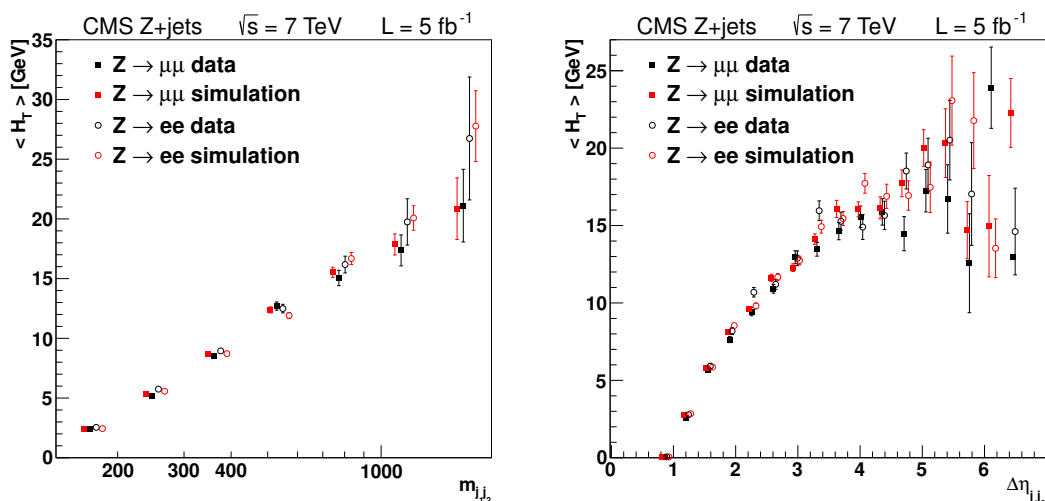
For the purpose of studying the central hadronic activity between the tagging jets, only soft track jets with pseudorapidity  $\eta_{\min}^{\text{tag jet}} + 0.5 < \eta < \eta_{\max}^{\text{tag jet}} - 0.5$  are considered. The scalar sum ( $H_T$ ) of the transverse momenta of up to three soft track jets is used as a monitor of the hadronic activity in the rapidity interval between the two jets. The soft  $H_T$  distribution is shown in figure 6 for DY Zjj events for  $p_T^{j_1, j_2} > 65, 40$  GeV. The expectations from the simulation for the hadronic activity between the tagging jets are in good agreement with the data.

The evolution of the average  $H_T$  for DY Zjj jets events as a function of the dijet invariant mass  $m_{j_1 j_2}$  and the pseudorapidity difference  $\Delta\eta_{j_1 j_2}$  between the tagging jets is shown in figure 7. For better visibility the symbols at each measured point are slightly displaced along the x axis. Good agreement is observed between the simulation and the data for the different mass and pseudorapidity intervals.

## 5 Measurements of the radiation patterns in multijet events in association with a Z boson

In hard multijet events in association with a Z boson, the observables referred to as “radiation patterns” are:

- the number of jets  $N_j$ ;
- the total scalar sum ( $H_T$ ) of jets with  $|\eta| < 4.7$ ;



**Figure 7.** Average  $H_T$  of the three leading soft track jets in the pseudorapidity gap between the tagging jets for  $p_T^{j_{1,2}} > 65, 40$  GeV as a function of the dijet invariant mass (left) and the dijet  $\Delta\eta_{j_{1,2}}$  separation (right) for both the dielectron and dimuon channels in DY Zjj events. The data points and the points from simulation are shown with the statistical uncertainties.

- the difference in the pseudorapidity,  $\Delta\eta_{j_{1,2}}$ , between the two most forward-backward jets (which are not necessarily the two highest- $p_T$  jets);
- the cosine of the azimuthal angle difference,  $\cos|\phi_{j_1} - \phi_{j_2}| = \cos \Delta\phi_{j_{1,2}}$ , between the two most forward-backward jets.

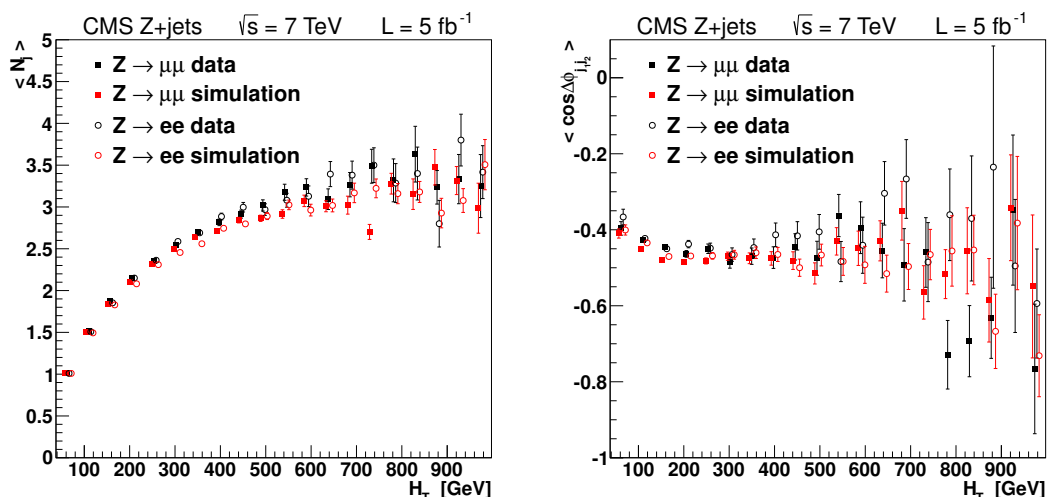
These observables are investigated following the prescriptions and suggestions in ref. [40], where the model dependence is estimated by comparing the predictions from MCFM [29], PYTHIA, ALPGEN [41]+PYTHIA, and the HEJ [42] programs.

The observables  $N_j$ ,  $H_T$ ,  $\Delta\eta_{j_{1,2}}$ , and  $\cos \Delta\phi_{j_{1,2}}$  are measured for jets with  $p_T > 40$  GeV. The events are required to satisfy the  $Z_{\mu\mu}$  and  $Z_{ee}$  selection criteria. Figures 8 and 9 show the average number of jets and the average  $\cos \Delta\phi_{j_{1,2}}$  as a function of the total  $H_T$  and  $\Delta\eta_{j_{1,2}}$ . The MADGRAPH + PYTHIA (ME-PS) predictions are in reasonable agreement with the data.

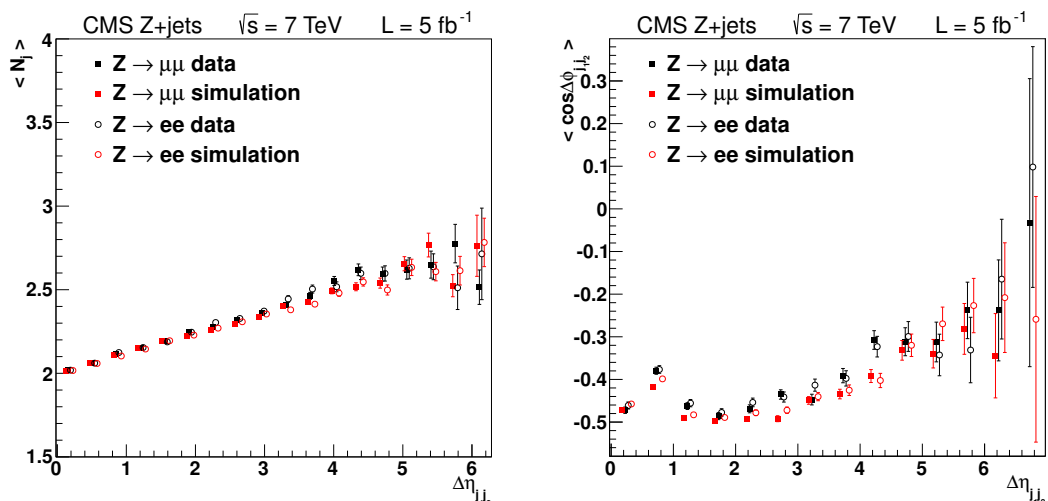
## 6 Signal cross section measurement

### 6.1 Signal extraction using the dijet mass fit

The signal cross section in the  $\mu^+\mu^-$  channel is extracted from a fit of the  $m_{j_{1,2}}$  data distribution obtained after the  $Z_{\mu\mu}$  selection and requirements TJ1 and YZ described in section 3. The distribution is fitted to the DY  $\mu\mu$ jj background and the EW  $\mu\mu$ jj signal processes with MC templates. Figure 10 shows the  $m_{j_{1,2}}$  distribution where the expected contributions from the dominant DY  $\mu\mu$ jj background and the EW  $\mu\mu$ jj signal are evaluated from the fit, while the contributions from the small  $t\bar{t}$  and diboson backgrounds are estimated from simulation.



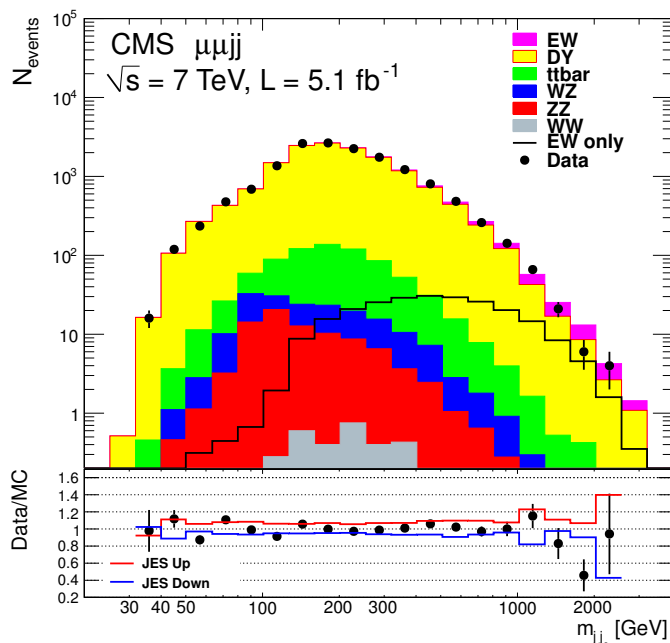
**Figure 8.** Average number of jets with  $p_T > 40 \text{ GeV}$  as a function of the their total  $H_T$  in Z plus at least one jet events (left) and average  $\cos \Delta\phi_{1j_2}$  as a function of the total  $H_T$  in DY Zjj events (right). The data points and the points from simulation are shown with the statistical uncertainties.



**Figure 9.** Average number of jets with  $p_T > 40 \text{ GeV}$  as a function of  $\Delta\eta_{1j_2}$  (left) and average  $\cos \Delta\phi_{1j_2}$  as a function of  $\Delta\eta_{1j_2}$  separation (right) in DY Zjj events. The data points and the points from simulation are shown with the statistical uncertainties.

A likelihood fit with Poisson statistics is performed following the procedure [43] using the TFractionFitter method in ROOT [44]. The free parameters of the fit,  $s$  and  $b$ , are the ratios of the measured to the expected event yields of the EW  $\mu\mu jj$  signal and the DY  $\mu\mu jj$  background. The number of expected events is computed in the kinematical region defined in section 2. The numbers of the  $t\bar{t}$  and diboson background events expected from simulation are fixed in the fit. The fit yields  $s = 1.14 \pm 0.28$  (stat.),  $b = 0.869 \pm 0.008$  (stat.) for JPT jets, and  $s = 1.14 \pm 0.30$  (stat.),  $b = 0.897 \pm 0.008$  (stat.) for PF jets. The systematic uncertainties of  $s$  are discussed in section 6.2.





**Figure 10.** The  $m_{j_1j_2}$  distribution after the  $Z_{\mu\mu}$ , TJ1, and YZ selections (see section 3). The expected contributions from the dominant DY  $\mu\mu jj$  background and the EW  $\mu\mu jj$  signal processes are evaluated from a fit, while the contributions from the small  $t\bar{t}$  and diboson backgrounds are estimated from simulation. The solid line with the label “EW only” shows the  $m_{j_1j_2}$  distribution for the signal alone. The bottom panel shows the ratio of data over the expected contribution of the signal plus background. The region between two lines, with the labels JES Up and JES Down, shows the  $1\sigma$  uncertainty due to the jet energy scale uncertainty. The data points are shown with the statistical uncertainties.

## 6.2 Systematic uncertainties

The sources and the absolute values of the systematic uncertainties on the estimated signal value of  $s$  are described below and summarized in table 6.

The following effects are taken into account in the extraction of the signal cross section from the fit of the  $m_{j_1j_2}$  distribution:

- The theoretical uncertainty on the  $m_{j_1j_2}$  shape for the dominant DY  $\mu\mu jj$  background process. The  $m_{j_1j_2}$  shape given by the NLO calculation of MCFM is used to correct the shape of MADGRAPH with jets built from partons and propagated to the reconstructed dijet mass with a procedure that matches the reconstructed and the parton jets. The fit is then repeated with the modified shape. The systematic uncertainty is taken as  $s_{\text{NLO}} - s_{\text{MADGRAPH}}$ , where  $s_{\text{NLO}}$  and  $s_{\text{MADGRAPH}}$  are the values of the parameter  $s$  extracted from the fit of the  $m_{j_1j_2}$  distribution given by MADGRAPH with and without corrections to the NLO shape. The uncertainty of the  $m_{j_1j_2}$  shape at NLO due to the uncertainties in the QCD factorization and renormalization scales,  $\mu_F$  and  $\mu_R$ , is much smaller than the difference between the shapes given by MADGRAPH and the NLO calculations. The QCD scale in the NLO calculations is varied from  $\mu_0/2$  to  $2\mu_0$ . The  $m_{j_1j_2}$  shape uncertainty due to the PDFs is found to be negligible.

Source of uncertainty	Uncertainty
Theoretical uncertainties	
Background modeling	0.20
Signal modeling	0.05
$t\bar{t}$ cross section	0.02
Diboson cross sections	0.01
Total	0.21
Experimental uncertainties	
JES+JER	0.44
Pileup modeling	0.05
MC statistics	0.14
Dimuon selection	0.02
Total	0.47
Luminosity	0.02

**Table 6.** Sources and absolute values of the systematic uncertainties on the estimated ratio  $s$  of measured over expected EW  $Z_{jj}$  yields. The simulation of the signal includes  $m_{jj} > 120$  GeV.

- The theoretical uncertainty of the signal acceptance. The acceptance is obtained using the NLO calculation VBFNLO as well as using MADGRAPH. Since VBFNLO does not generate events that can be passed through the detector simulation, the following parton-level requirements, similar to those used in the analysis were applied:  $p_T^\ell > 20$  GeV,  $|\eta^\ell| < 2.4$ ,  $p_T^j > 50$  GeV,  $|\eta^j| < 3.6$ . The acceptance is calculated as the ratio of the cross section with parton-level selection to the cross section with the selection in the MADGRAPH simulation of the signal ( $m_{jj} > 120$  GeV; see section 2). The 5% difference between the VBFNLO and MADGRAPH acceptances is taken as the systematic uncertainty. The  $m_{jj}$  shapes given by the VBFNLO program and MADGRAPH simulation are found to be very similar, and therefore the shape difference is not included in the signal modeling uncertainty. The signal acceptance used in the analysis is evaluated, however, with MADGRAPH, applying the selections as described in section 2.
- The uncertainty on the jet energy scale (JES). The  $m_{j_1j_2}$  fit is repeated with events simulated with the jet energy varied by the JES uncertainty [19]. The difference between the values of the parameter  $s$  extracted from the fit with simulated events with the adjusted jet energy is taken as the systematic uncertainty.
- The uncertainty on the jet energy resolution (JER). The  $m_{j_1j_2}$  fit is repeated with events simulated with the correction factor varied by the JER uncertainty [19]. The difference between the values of the parameter  $s$  extracted from the fit using simulated events with the adjusted data-to-simulation correction factor is taken as the systematic uncertainty.

- The uncertainty on the pileup modeling via re-weighting of the simulated events according to the distribution of the number of interactions per beam crossing. The distribution is re-evaluated with the total inelastic cross section varied by  $\pm 5\%$  around the nominal value of 68 mb, based on a set of models consistent with the cross section measured by the CMS experiment [45].
- The uncertainty due to the limited number of events available in the simulated samples (MC statistics).
- The uncertainties on the expected yields of  $t\bar{t}$  and diboson events corresponding to the theoretical cross section prediction uncertainties.

In addition, the following systematic uncertainties are included in the estimation of the cross section:

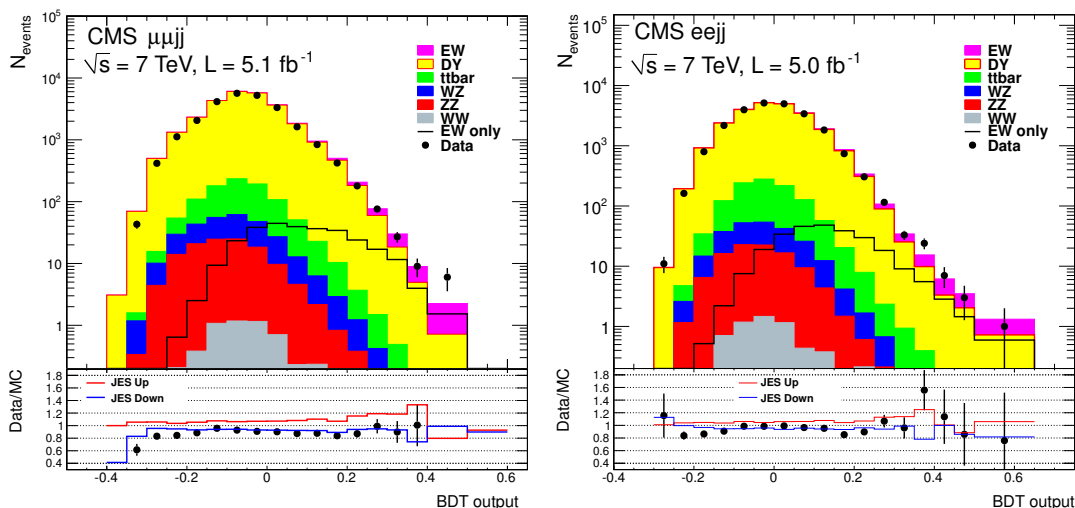
- the estimated 2.2% uncertainty on the integrated luminosity [46],
- the 1% uncertainty on the data-to-simulation correction factor for the efficiency of the lepton reconstruction, identification, isolation, and trigger, which is measured with  $Z \rightarrow \ell\ell$  events.

### 6.3 Signal extraction using MVA analysis

The signal is extracted with multivariate analyses in the  $\mu^+\mu^-$  and  $e^+e^-$  channels. The events are required to pass the  $Z_{\mu\mu}$  or  $Z_{ee}$  selection criteria and the tagging jet requirement TJ1. A boosted decision tree with decorrelation (BDTD option in the TMVA package [47]) is trained to give a high output value for signal-like events based on the following observables

- $p_T^{j_1}, p_T^{j_2}, m_{j_1j_2}, \Delta\eta_{j_1j_2}$ , and  $y^*$  variables as defined in section 3;
- $p_T^{\ell\ell}$ : the  $p_T$  of the dilepton system;
- $y_{\ell\ell}$ : the rapidity of the dilepton system;
- $\eta_{j_1} + \eta_{j_2}$ : the sum of the pseudorapidities of the two tagging jets;
- $\Delta\phi_{j_1j_2}$ : the azimuthal separation of the two tagging jets;
- $\Delta\phi(\ell\ell, j_1)$  and  $\Delta\phi(\ell\ell, j_2)$ : the azimuthal separations between the dilepton system and the two tagging jets.

In the  $e^+e^-$  channel the gluon-quark likelihood values for the tagging jets are also used as inputs. In the DY  $\ell\ell jj$  background about 50% of the jets originate from gluons while in the EW  $\ell\ell jj$  signal process the tagging jets are only initiated by quarks. A likelihood discriminator separates the gluon-originated jets from the quark-originated jets. The discriminator makes use of five internal jet properties, built from the jet constituents. These are related to the two angular spreads (root mean square) of the constituents in the  $\eta$ - $\phi$  plane, the asymmetry (pull) of the constituents with respect to the center of the jet,



**Figure 11.** The BDT output distributions for the  $\mu^+\mu^-$  channel (left) obtained with JPT jets and for the  $e^+e^-$  channel (right) obtained with PF jets after applying the  $Z_{\mu\mu}$  and  $Z_{ee}$  selection criteria, respectively, with the tagging jet requirement TJ1. The expected contributions from the signal and background processes are evaluated from simulation. The solid line with the label “EW only” shows the BDT output distribution for the signal alone. The bottom panels show the ratio of data over the expected contribution of the signal plus background. The region between the two lines, with the labels JES Up and JES Down, shows the  $1\sigma$  uncertainty of the simulation prediction due to the jet energy scale uncertainty. The data points are shown with the statistical uncertainties.

the multiplicity of the constituents, and the maximum energy fraction carried by a single constituent. The validations of the five input variables and of the gluon-quark likelihood output have been carried out using the multijet,  $Z$ +jet, and photon+jet samples, for which the relative differences between data and simulation are within 10%. To assess the systematic uncertainty from the usage of this tool, the gluon likelihood output in the simulated samples has been modified in accord with the differences observed in the three samples. The use of the gluon-quark likelihood discriminator leads to a decrease of the statistical uncertainty of the measured signal in the  $e^+e^-$  channel by 5%.

The BDT is trained with EW  $\ell\ell jj$  simulated events for the signal model along with the DY  $\ell\ell jj$  and  $t\bar{t}$  simulated events for the background model. The BDT output value is proportional to the probability that the event belongs to the signal: the higher the value, the higher the probability. The BDT output distributions for the two lepton modes from various production mechanisms are shown in figure 11 where the expected contributions from the signal and background processes are evaluated from simulation.

The signal cross section is extracted from the fit of the BDT output distributions for data with the method described in section 6.1, for the  $m_{j_1 j_2}$  distributions. For the  $\mu^+\mu^-$  channel, the best fits are  $s = 0.90 \pm 0.19$  (stat.),  $b = 0.905 \pm 0.006$  (stat.) with JPT jets and  $s = 0.85 \pm 0.18$  (stat.),  $b = 0.937 \pm 0.007$  (stat.) with PF jets. For the  $e^+e^-$  channel, with PF jets, the best fit is  $s = 1.17 \pm 0.27$  (stat.),  $b = 0.957 \pm 0.010$  (stat.). The value of the parameter  $b$  obtained from the fit is below unity by 5-10%. It is however consistent with unity within the JES uncertainty and the systematic uncertainty in the MADGRAPH simulation of the DY  $\ell\ell jj$  process as discussed in section 3.

Figure 12 shows the BDT output distributions for the  $\mu^+\mu^-$  (left) and  $e^+e^-$  (right) channels, where the expected contributions from the dominant DY  $\ell\ell jj$  background and the EW  $\ell\ell jj$  signal processes are evaluated from the fit; the contributions from the small  $t\bar{t}$  and diboson backgrounds are taken from the simulation estimates.

The presence of the signal is clearly seen at high values of the BDT output ( $>0.25$ ) for both dimuon and dielectron channels, and in the cases when the dominant DY  $\ell\ell jj$  background is evaluated from simulation (figure 11) or from the fit (figure 12).

In figure 12 the bottom panels show the significance observed in data (histogram) and expected from simulation (solid purple line), while the dashed blue line shows the background modeling uncertainty. The observed signal significance in bin  $i$  of the BDT output distribution is calculated as

$$S_i^{\text{observed}} = \frac{N_i^{\text{data}} - N_i^{\text{bkg}}}{\sqrt{N_i^{\text{bkg}} + (\Delta B_i^{\text{JES}})^2}}, \quad (6.1)$$

where  $N_i^{\text{data}}$  and  $N_i^{\text{bkg}}$  are the number of the observed events and the number of the simulated background events obtained from the fit, respectively.  $\Delta B_i^{\text{JES}}$  is the dominant experimental systematic uncertainty due to the JES, calculated as

$$\Delta B_i^{\text{JES}} = \sqrt{0.5 \left[ \left( N_i^{\text{bkg}} - N_{i,\text{JESup}}^{\text{bkg}} \right)^2 + \left( N_i^{\text{bkg}} - N_{i,\text{JESdn}}^{\text{bkg}} \right)^2 \right]}, \quad (6.2)$$

where  $N_{i,\text{JESup}}^{\text{bkg}}$  and  $N_{i,\text{JESdn}}^{\text{bkg}}$  are the numbers of the simulated background events from the fit with the jet energy varied by the JES uncertainty. The expected signal significance is calculated as

$$S_i^{\text{expected}} = \frac{N_i^{\text{EW Zjj}}}{\sqrt{N_i^{\text{bkg}} + (\Delta B_i^{\text{JES}})^2}}, \quad (6.3)$$

where  $N_i^{\text{EW Zjj}}$  is the number of simulated signal EW Zjj events from the fit.

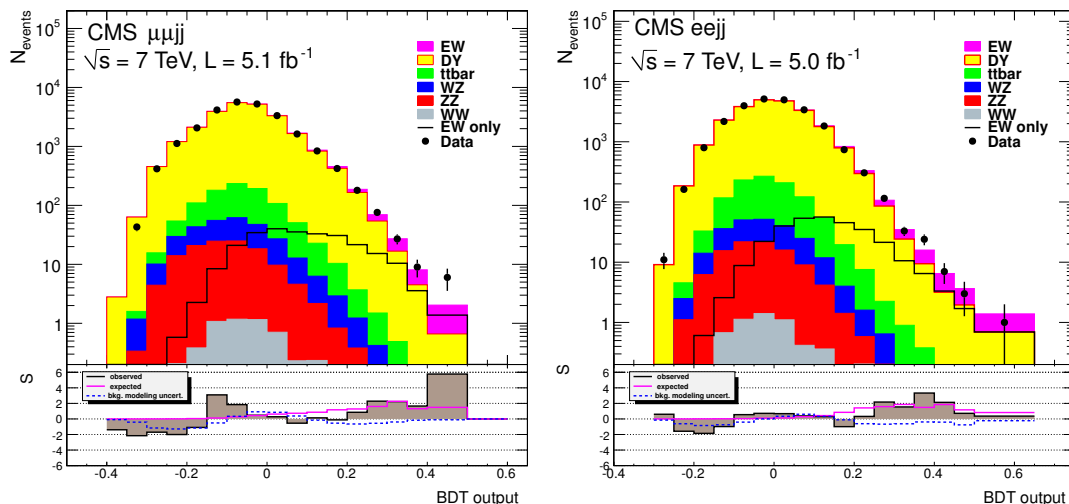
The background modeling uncertainty is calculated as

$$\left( N_i^{\text{MCFM}} - N_i^{\text{bkg}} \right) / \sqrt{N_i^{\text{bkg}} + (\Delta B_i^{\text{JES}})^2}, \quad (6.4)$$

where  $N_i^{\text{MCFM}}$  is the number of the simulated background events obtained from a new fit. The fit uses a modified BDT output distribution for the DY  $\ell\ell jj$  process. This distribution is evaluated using the  $m_{j_1 j_2}$  shape obtained from the NLO calculation of MCFM, as explained in section 6.2.

The sources of the systematic uncertainties on the estimated signal value of  $s$  are those discussed in section 6.2. The absolute values of the systematic uncertainties on the value of  $s$  for the BDT analysis are shown in table 7 for the  $\mu^+\mu^-$  and  $e^+e^-$  modes. The uncertainties are smaller than those from the  $m_{j_1 j_2}$  fit analysis since the BDT approach provides better separation between signal and background.

The BDT analysis in the  $\mu^+\mu^-$  channel is repeated for events passing the additional requirement of  $|y^*| < 1.2$ , as used in the  $m_{j_1 j_2}$  analysis. In this case the best fit values



**Figure 12.** The BDT output distributions for the  $\mu^+\mu^-$  channel (left) obtained with JPT jets and for the  $e^+e^-$  channel (right) obtained with PF jets after the respective  $Z_{\mu\mu}$  and  $Z_{ee}$  selections and the tagging jet requirement TJ1. The expected contributions from the dominant DY  $\ell\ell jj$  background and the EW  $\ell\ell jj$  signal processes are evaluated from the fit. The contributions from the small  $t\bar{t}$  and diboson backgrounds are estimated from simulation. The solid line with the label “EW only” shows the BDT output distribution for the signal alone. The bottom panels show the significance observed in data (histogram) and expected from simulation (solid purple line). The dashed blue line shows the background modeling uncertainty. The calculation of the significance and background modeling uncertainty are explained in the text. The data points are shown with the statistical uncertainties.

are:  $s = 1.50 \pm 0.26$  (stat.),  $b = 0.863 \pm 0.007$  (stat.) for the analysis with JPT jets and  $s = 1.37 \pm 0.25$  (stat.),  $b = 0.862 \pm 0.007$  (stat.) for the analysis with PF jets. These values are compatible with those obtained from the method based on the  $m_{j_1 j_2}$  fit, as described in section 6.1.

## 6.4 Results

The presence of the signal is confirmed in the dimuon and dielectron channels by using two alternative jet reconstruction algorithms and two methods of signal extraction.

The BDT analysis provides smaller uncertainties on the parameter  $s$ , and therefore the result is based on this analysis. The measured cross section is  $\sigma_{\text{meas}} = s \times \sigma_{\text{MADGRAPH}}(\text{EW } \ell\ell jj)$ , where  $\sigma_{\text{MADGRAPH}}(\text{EW } \ell\ell jj) = 162 \text{ fb}$  per lepton flavor is the cross section obtained from the MADGRAPH simulation using CTEQ6L1 [28].

The signal cross section given by MADGRAPH is obtained for event generation with the following selections at the parton level:  $m_{\ell\ell} > 50 \text{ GeV}$ ,  $p_T^j > 25 \text{ GeV}$ ,  $|\eta^j| < 4.0$ ,  $m_{jj} > 120 \text{ GeV}$ . The parton-level requirements on the jet  $p_T$  and  $\eta$  maximize the signal selection efficiency relative to the actual selection applied to the data, while keeping the fraction of the events which fail the parton-level requirements but pass the data selection criteria at a negligible level.

Source of uncertainty	Uncertainty	
	$\mu^+\mu^-$ channel	$e^+e^-$ channel
Theoretical uncertainties		
Background modeling	0.15	0.16
Signal modeling	0.05	0.05
$t\bar{t}$ cross section	0.03	0.03
Diboson cross sections	0.02	0.02
Total	0.16	0.17
Experimental uncertainties		
JES+JER	0.22	0.29
Pileup modeling	0.03	0.03
MC statistics	0.13	0.19
Gluon-quark discriminator	not used	0.02
Dilepton selection	0.02	0.02
Total	0.26	0.35
Luminosity	0.02	0.03

**Table 7.** The sources and absolute values of systematic uncertainties on the estimated ratio  $s$  of measured over expected EW  $Z_{jj}$  yields in the BDT analysis for the  $\mu^+\mu^-$  and  $e^+e^-$  channels.

The cross section for the dimuon mode with JPT jets is:

$$\sigma_{\mu\mu}^{\text{EW}}(\text{JPT}) = 146 \pm 31 (\text{stat.}) \pm 42 (\text{exp. syst.}) \pm 26 (\text{th. syst.}) \pm 3 (\text{lum.}) \text{ fb.} \quad (6.5)$$

The cross section for the dimuon mode with PF jets is

$$\sigma_{\mu\mu}^{\text{EW}}(\text{PF}) = 138 \pm 29 (\text{stat.}) \pm 40 (\text{exp. syst.}) \pm 25 (\text{th. syst.}) \pm 3 (\text{lum.}) \text{ fb.} \quad (6.6)$$

The measurements for the dimuon mode, with the two different jet reconstruction algorithms, are compatible.

In the dielectron mode with PF jets, the cross section is:

$$\sigma_{ee}^{\text{EW}}(\text{PF}) = 190 \pm 44 (\text{stat.}) \pm 57 (\text{exp. syst.}) \pm 27 (\text{th. syst.}) \pm 4 (\text{lum.}) \text{ fb.} \quad (6.7)$$

The measured cross sections agree with the theoretical value of  $\sigma_{\text{VBFNLO}}(\text{EW } \ell\ell jj) = 166 \text{ fb}$ , calculated with next-to-leading order QCD corrections using the same parton level selections as those applied in the signal event generation by MADGRAPH. The cross sections obtained in the  $\mu^+\mu^-$  and  $e^+e^-$  analyses using PF jets is combined and the average cross section is:

$$\sigma_{\ell\ell}^{\text{EW}}(\ell=e,\mu) = 154 \pm 24 (\text{stat.}) \pm 46 (\text{exp. syst.}) \pm 27 (\text{th. syst.}) \pm 3 (\text{lum.}) \text{ fb.} \quad (6.8)$$



## 7 Summary

A measurement of the electroweak production of a Z boson in association with two jets in pp collisions at  $\sqrt{s} = 7$  TeV has been carried out with the CMS detector using an integrated luminosity of  $5 \text{ fb}^{-1}$ . The cross section for the EW  $\ell\ell jj$  ( $\ell = e, \mu$ ) production process, with  $m_{\ell\ell} > 50 \text{ GeV}$ ,  $p_{\text{T}}^j > 25 \text{ GeV}$ ,  $|\eta^j| < 4.0$ ,  $m_{jj} > 120 \text{ GeV}$ , is  $\sigma = 154 \pm 24$  (stat.)  $\pm 46$  (exp. syst.)  $\pm 27$  (th. syst.)  $\pm 3$  (lum.) fb. The measurement is in agreement with the theoretical cross section of 166 fb, obtained with calculations including next-to-leading order QCD corrections based on the CT10 [34] parton distribution functions. A significance of 2.6 standard deviations has been obtained for the observation of EW production of the Z boson with two tagging jets. The measured hadronic activity in events with Drell-Yan production in association with two jets is in good agreement with simulation. This is the first measurement of EW production of a Z boson with two jets at a hadron collider, and constitutes an important foundation for the more general study of vector boson fusion processes, of relevance for Higgs boson searches and for measurements of electroweak gauge couplings and vector-boson scattering.

## Acknowledgments

We congratulate our colleagues in the CERN accelerator departments for the excellent performance of the LHC and thank the technical and administrative staffs at CERN and at other CMS institutes for their contributions to the success of the CMS effort. In addition, we gratefully acknowledge the computing centers and personnel of the Worldwide LHC Computing Grid for delivering so effectively the computing infrastructure essential to our analyses. Finally, we acknowledge the enduring support for the construction and operation of the LHC and the CMS detector provided by the following funding agencies: BMWF and FWF (Austria); FNRS and FWO (Belgium); CNPq, CAPES, FAPERJ, and FAPESP (Brazil); MEYS (Bulgaria); CERN; CAS, MoST, and NSFC (China); COLCIENCIAS (Colombia); MSES (Croatia); RPF (Cyprus); MoER, SF0690030s09 and ERDF (Estonia); Academy of Finland, MEC, and HIP (Finland); CEA and CNRS/IN2P3 (France); BMBF, DFG, and HGF (Germany); GSRT (Greece); OTKA and NKTH (Hungary); DAE and DST (India); IPM (Iran); SFI (Ireland); INFN (Italy); NRF and WCU (Republic of Korea); LAS (Lithuania); CINVESTAV, CONACYT, SEP, and UASLP-FAI (Mexico); MSI (New Zealand); PAEC (Pakistan); MSHE and NSC (Poland); FCT (Portugal); JINR (Armenia, Belarus, Georgia, Ukraine, Uzbekistan); MON, RosAtom, RAS and RFBR (Russia); MSTD (Serbia); SEIDI and CPAN (Spain); Swiss Funding Agencies (Switzerland); NSC (Taipei); ThEPCenter, IPST and NSTDA (Thailand); TUBITAK and TAEK (Turkey); NASU (Ukraine); STFC (United Kingdom); DOE and NSF (USA).

Individuals have received support from the Marie-Curie programme and the European Research Council and EPLANET (European Union); the Leventis Foundation; the A. P. Sloan Foundation; the Alexander von Humboldt Foundation; the Belgian Federal Science Policy Office; the Fonds pour la Formation à la Recherche dans l'Industrie et dans l'Agriculture (FRIA-Belgium); the Agentschap voor Innovatie door Wetenschap en Tech-

nologie (IWT-Belgium); the Ministry of Education, Youth and Sports (MEYS) of Czech Republic; the Council of Science and Industrial Research, India; the Compagnia di San Paolo (Torino); the HOMING PLUS programme of Foundation for Polish Science, cofinanced by EU, Regional Development Fund; and the Thalys and Aristeia programmes cofinanced by EU-ESF and the Greek NSRF.

**Open Access.** This article is distributed under the terms of the Creative Commons Attribution License which permits any use, distribution and reproduction in any medium, provided the original author(s) and source are credited.

## References

- [1] C. Oleari and D. Zeppenfeld, *Next-to-leading order QCD corrections to W and Z production via vector-boson fusion*, *Phys. Rev. D* **69** (2004) 093004 [[hep-ph/0310156](#)] [[INSPIRE](#)].
- [2] D.L. Rainwater, R. Szalapski and D. Zeppenfeld, *Probing color singlet exchange in Z + two jet events at the CERN LHC*, *Phys. Rev. D* **54** (1996) 6680 [[hep-ph/9605444](#)] [[INSPIRE](#)].
- [3] V.A. Khoze, M.G. Ryskin, W.J. Stirling and P.H. Williams, *A Z monitor to calibrate Higgs production via vector boson fusion with rapidity gaps at the LHC*, *Eur. Phys. J. C* **26** (2003) 429 [[hep-ph/0207365](#)] [[INSPIRE](#)].
- [4] U. Baur and D. Zeppenfeld, *Measuring three vector boson couplings in  $qq \rightarrow qqW$  at the SSC*, [hep-ph/9309227](#) [[INSPIRE](#)].
- [5] D.L. Rainwater, D. Zeppenfeld and K. Hagiwara, *Searching for  $H \rightarrow \tau^+\tau^-$  in weak boson fusion at the CERN LHC*, *Phys. Rev. D* **59** (1998) 014037 [[hep-ph/9808468](#)] [[INSPIRE](#)].
- [6] T. Plehn, D.L. Rainwater and D. Zeppenfeld, *A method for identifying  $H \rightarrow \tau^+\tau^- \rightarrow e^\pm\mu^\mp p_T$  at the CERN LHC*, *Phys. Rev. D* **61** (2000) 093005 [[hep-ph/9911385](#)] [[INSPIRE](#)].
- [7] D.L. Rainwater and D. Zeppenfeld, *Observing  $H \rightarrow W^*W^* \rightarrow e^\pm\mu^\mp p_T$  in weak boson fusion with dual forward jet tagging at the CERN LHC*, *Phys. Rev. D* **60** (1999) 113004 [Erratum *ibid.* **61** (2000) 099901] [[hep-ph/9906218](#)] [[INSPIRE](#)].
- [8] N. Kauer, T. Plehn, D.L. Rainwater and D. Zeppenfeld,  *$H \rightarrow W^+W^-$  as the discovery mode for a light Higgs boson*, *Phys. Lett. B* **503** (2001) 113 [[hep-ph/0012351](#)] [[INSPIRE](#)].
- [9] ATLAS collaboration, *ATLAS detector and physics performance: technical design report 2*, [CERN-LHCC-99-015](#) (1999).
- [10] CMS collaboration, *CMS physics technical design report, volume II: physics performance*, *J. Phys. G* **34** (2006) 995.
- [11] D. Zeppenfeld, R. Kinnunen, A. Nikitenko and E. Richter-Was, *Measuring Higgs boson couplings at the CERN LHC*, *Phys. Rev. D* **62** (2000) 013009 [[hep-ph/0002036](#)] [[INSPIRE](#)].
- [12] A. Belyaev and L. Reina,  *$pp \rightarrow t\bar{t}H$ ,  $H \rightarrow \tau^+\tau^-$ : toward a model independent determination of the Higgs boson couplings at the LHC*, *JHEP* **08** (2002) 041 [[hep-ph/0205270](#)] [[INSPIRE](#)].
- [13] M. Dürrssen et al., *Extracting Higgs boson couplings from CERN LHC data*, *Phys. Rev. D* **70** (2004) 113009 [[hep-ph/0406323](#)] [[INSPIRE](#)].

- [14] ATLAS collaboration, *Observation of a new particle in the search for the standard model Higgs boson with the ATLAS detector at the LHC*, *Phys. Lett. B* **716** (2012) 1 [[arXiv:1207.7214](#)] [[INSPIRE](#)].
- [15] CMS collaboration, *Observation of a new boson at a mass of 125 GeV with the CMS experiment at the LHC*, *Phys. Lett. B* **716** (2012) 30 [[arXiv:1207.7235](#)] [[INSPIRE](#)].
- [16] CMS collaboration, *The CMS experiment at the CERN LHC*, 2008 *JINST* **3** S08004 [[INSPIRE](#)].
- [17] CMS collaboration, *Performance of CMS muon reconstruction in pp collision events at  $\sqrt{s} = 7$  TeV*, 2012 *JINST* **7** P10002 [[arXiv:1206.4071](#)] [[INSPIRE](#)].
- [18] CMS collaboration, *Electron reconstruction and identification at  $\sqrt{s} = 7$  TeV*, CMS-PAS-EGM-10-004 (2010).
- [19] CMS collaboration, *Determination of jet energy calibration and transverse momentum resolution in CMS*, 2011 *JINST* **6** P11002 [[arXiv:1107.4277](#)] [[INSPIRE](#)].
- [20] CMS collaboration, *The jet plus tracks algorithm for calorimeter jet energy corrections in CMS*, CMS-PAS-JME-09-002 (2009).
- [21] M. Cacciari and G.P. Salam, *Dispelling the  $N^3$  myth for the  $k_t$  jet-finder*, *Phys. Lett. B* **641** (2006) 57 [[hep-ph/0512210](#)] [[INSPIRE](#)].
- [22] M. Cacciari, G.P. Salam and G. Soyez, *The anti- $k_t$  jet clustering algorithm*, *JHEP* **04** (2008) 063 [[arXiv:0802.1189](#)] [[INSPIRE](#)].
- [23] CMS collaboration, *Particle-flow event reconstruction in CMS and performance for jets, taus and MET*, CMS-PAS-PFT-09-001 (2009).
- [24] CMS collaboration, *Commissioning of the particle-flow reconstruction in minimum-bias and jet events from pp collisions at 7 TeV*, CMS-PAS-PFT-10-002 (2010).
- [25] F. Maltoni and T. Stelzer, *MadEvent: automatic event generation with MadGraph*, *JHEP* **02** (2003) 027 [[hep-ph/0208156](#)] [[INSPIRE](#)].
- [26] J. Alwall, M. Herquet, F. Maltoni, O. Mattelaer and T. Stelzer, *MadGraph 5: going beyond*, *JHEP* **06** (2011) 128 [[arXiv:1106.0522](#)] [[INSPIRE](#)].
- [27] T. Sjöstrand, S. Mrenna and P.Z. Skands, *PYTHIA 6.4 physics and manual*, *JHEP* **05** (2006) 026 [[hep-ph/0603175](#)] [[INSPIRE](#)].
- [28] J. Pumplin et al., *New generation of parton distributions with uncertainties from global QCD analysis*, *JHEP* **07** (2002) 012 [[hep-ph/0201195](#)] [[INSPIRE](#)].
- [29] J.M. Campbell and R. Ellis, *MCFM for the Tevatron and the LHC*, *Nucl. Phys. Proc. Suppl.* **205-206** (2010) 10 [[arXiv:1007.3492](#)] [[INSPIRE](#)].
- [30] GEANT4 collaboration, S. Agostinelli et al., *GEANT4: a simulation toolkit*, *Nucl. Instrum. Meth. A* **506** (2003) 250 [[INSPIRE](#)].
- [31] J. Allison et al., *GEANT4 developments and applications*, *IEEE Trans. Nucl. Sci.* **53** (2006) 270 [[INSPIRE](#)].
- [32] R. Field, *Min-bias and the underlying event at the LHC*, *Acta Phys. Polon. B* **42** (2011) 2631 [[arXiv:1110.5530](#)] [[INSPIRE](#)].
- [33] K. Arnold et al., *VBFNLO: a parton level Monte Carlo for processes with electroweak bosons*, *Comput. Phys. Commun.* **180** (2009) 1661 [[arXiv:0811.4559](#)] [[INSPIRE](#)].

- [34] H.-L. Lai et al., *New parton distributions for collider physics*, *Phys. Rev. D* **82** (2010) 074024 [[arXiv:1007.2241](#)] [[INSPIRE](#)].
- [35] T. Gleisberg et al., *Event generation with SHERPA 1.1*, *JHEP* **02** (2009) 007 [[arXiv:0811.4622](#)] [[INSPIRE](#)].
- [36] COMPHEP collaboration, E. Boos et al., *CompHEP 4.4: automatic computations from Lagrangians to events*, *Nucl. Instrum. Meth. A* **534** (2004) 250 [[hep-ph/0403113](#)] [[INSPIRE](#)].
- [37] CMS collaboration, *Tracking and primary vertex results in first 7 TeV collisions*, [CMS-PAS-TRK-10-005](#) (2010).
- [38] CMS collaboration, *Commissioning of trackjets in pp collisions at 7 TeV*, [CMS-PAS-JME-10-006](#) (2010).
- [39] CMS collaboration, *Performance of jet reconstruction with charged tracks only*, [CMS-PAS-JME-08-001](#) (2008).
- [40] SM, NLO MULTILEG WORKING GROUP collaboration, J. Andersen et al., *The SM and NLO multileg working group: summary report*, [arXiv:1003.1241](#) [[INSPIRE](#)].
- [41] M.L. Mangano, M. Moretti, F. Piccinini, R. Pittau and A.D. Polosa, *ALPGEN, a generator for hard multiparton processes in hadronic collisions*, *JHEP* **07** (2003) 001 [[hep-ph/0206293](#)] [[INSPIRE](#)].
- [42] J.R. Andersen and J.M. Smillie, *Multiple jets at the LHC with high energy jets*, *JHEP* **06** (2011) 010 [[arXiv:1101.5394](#)] [[INSPIRE](#)].
- [43] R.J. Barlow and C. Beeston, *Fitting using finite Monte Carlo samples*, *Comput. Phys. Commun.* **77** (1993) 219 [[INSPIRE](#)].
- [44] R. Brun and F. Rademakers, *ROOT: an object oriented data analysis framework*, *Nucl. Instrum. Meth. A* **389** (1997) 81 [[INSPIRE](#)].
- [45] CMS collaboration, *Measurement of the inelastic proton-proton cross section at  $\sqrt{s} = 7$  TeV*, *Phys. Lett. B* **722** (2013) 5 [[arXiv:1210.6718](#)] [[INSPIRE](#)].
- [46] CMS collaboration, *Absolute calibration of the luminosity measurement at CMS: winter 2012 update*, [CMS-PAS-SMP-12-008](#) (2012).
- [47] A. Hocker, J. Stelzer, F. Tegenfeldt, H. Voss, K. Voss, et al., *TMVA: toolkit for multivariate data analysis with ROOT*, [PoS\(ACAT\)040](#) [[physics/0703039](#)] [[INSPIRE](#)].

## The CMS collaboration

### Yerevan Physics Institute, Yerevan, Armenia

S. Chatrchyan, V. Khachatryan, A.M. Sirunyan, A. Tumasyan

### Institut für Hochenergiephysik der OeAW, Wien, Austria

W. Adam, T. Bergauer, M. Dragicevic, J. Erö, C. Fabjan<sup>1</sup>, M. Friedl, R. Frühwirth<sup>1</sup>, V.M. Ghete, N. Hörmann, J. Hrubec, M. Jeitler<sup>1</sup>, W. Kiesenhofer, V. Knünz, M. Krammer<sup>1</sup>, I. Krätschmer, D. Liko, I. Mikulec, D. Rabadý<sup>2</sup>, B. Rahbaran, C. Rohringer, H. Rohringer, R. Schöfbeck, J. Strauss, A. Taurok, W. Treberer-Treberspurg, W. Waltenberger, C.-E. Wulz<sup>1</sup>

### National Centre for Particle and High Energy Physics, Minsk, Belarus

V. Mossolov, N. Shumeiko, J. Suarez Gonzalez

### Universiteit Antwerpen, Antwerpen, Belgium

S. Alderweireldt, M. Bansal, S. Bansal, T. Cornelis, E.A. De Wolf, X. Janssen, A. Knutsson, S. Luyckx, L. Mucibello, S. Ochesanu, B. Roland, R. Rougny, H. Van Haeveermaet, P. Van Mechelen, N. Van Remortel, A. Van Spilbeeck

### Vrije Universiteit Brussel, Brussel, Belgium

F. Blekman, S. Blyweert, J. D'Hondt, A. Kalogeropoulos, J. Keaveney, M. Maes, A. Olbrechts, S. Tavernier, W. Van Doninck, P. Van Mulders, G.P. Van Onsem, I. Vilella

### Université Libre de Bruxelles, Bruxelles, Belgium

B. Clerbaux, G. De Lentdecker, A.P.R. Gay, T. Hreus, A. Léonard, P.E. Marage, A. Mohammadi, T. Reis, L. Thomas, C. Vander Velde, P. Vanlaer, J. Wang

### Ghent University, Ghent, Belgium

V. Adler, K. Beernaert, L. Benucci, A. Cimmino, S. Costantini, S. Dildick, G. Garcia, B. Klein, J. Lellouch, A. Marinov, J. McCartin, A.A. Ocampo Rios, D. Ryckbosch, M. Sigamani, N. Strobbe, F. Thyssen, M. Tytgat, S. Walsh, E. Yazgan, N. Zaganidis

### Université Catholique de Louvain, Louvain-la-Neuve, Belgium

S. Basesmez, G. Bruno, R. Castello, L. Ceard, C. Delaere, T. du Pree, D. Favart, L. Forthomme, A. Giammanco<sup>3</sup>, J. Hollar, V. Lemaitre, J. Liao, O. Militaru, C. Nuttens, D. Pagano, A. Pin, K. Piotrkowski, A. Popov<sup>4</sup>, M. Selvaggi, J.M. Vizan Garcia

### Université de Mons, Mons, Belgium

N. Bely, T. Caebergs, E. Daubie, G.H. Hammad

### Centro Brasileiro de Pesquisas Fisicas, Rio de Janeiro, Brazil

G.A. Alves, M. Correa Martins Junior, T. Martins, M.E. Pol, M.H.G. Souza

### Universidade do Estado do Rio de Janeiro, Rio de Janeiro, Brazil

W.L. Aldá Júnior, W. Carvalho, J. Chinellato<sup>5</sup>, A. Custódio, E.M. Da Costa, D. De Jesus Damiao, C. De Oliveira Martins, S. Fonseca De Souza, H. Malbouisson, M. Malek, D. Matos Figueiredo, L. Mundim, H. Nogima, W.L. Prado Da Silva, A. Santoro, L. Soares Jorge, A. Sznajder, E.J. Tonelli Manganote<sup>5</sup>, A. Vilela Pereira

**Universidade Estadual Paulista <sup>a</sup>, Universidade Federal do ABC <sup>b</sup>, São Paulo, Brazil**

T.S. Anjos<sup>b</sup>, C.A. Bernardes<sup>b</sup>, F.A. Dias<sup>a,6</sup>, T.R. Fernandez Perez Tomei<sup>a</sup>, E.M. Gregores<sup>b</sup>, C. Lagana<sup>a</sup>, F. Marinho<sup>a</sup>, P.G. Mercadante<sup>b</sup>, S.F. Novaes<sup>a</sup>, Sandra S. Padula<sup>a</sup>

**Institute for Nuclear Research and Nuclear Energy, Sofia, Bulgaria**

V. Genchev<sup>2</sup>, P. Iaydjiev<sup>2</sup>, S. Piperov, M. Rodozov, S. Stoykova, G. Sultanov, V. Tcholakov, R. Trayanov, M. Vutova

**University of Sofia, Sofia, Bulgaria**

A. Dimitrov, R. Hadjiiska, V. Kozhuharov, L. Litov, B. Pavlov, P. Petkov

**Institute of High Energy Physics, Beijing, China**

J.G. Bian, G.M. Chen, H.S. Chen, C.H. Jiang, D. Liang, S. Liang, X. Meng, J. Tao, J. Wang, X. Wang, Z. Wang, H. Xiao, M. Xu

**State Key Laboratory of Nuclear Physics and Technology, Peking University, Beijing, China**

C. Asawatrangkuldee, Y. Ban, Y. Guo, Q. Li, W. Li, S. Liu, Y. Mao, S.J. Qian, D. Wang, L. Zhang, W. Zou

**Universidad de Los Andes, Bogota, Colombia**

C. Avila, C.A. Carrillo Montoya, J.P. Gomez, B. Gomez Moreno, J.C. Sanabria

**Technical University of Split, Split, Croatia**

N. Godinovic, D. Lelas, R. Plestina<sup>7</sup>, D. Polic, I. Puljak

**University of Split, Split, Croatia**

Z. Antunovic, M. Kovac

**Institute Rudjer Boskovic, Zagreb, Croatia**

V. Brigljevic, S. Duric, K. Kadija, J. Luetic, D. Mekterovic, S. Morovic, L. Tikvica

**University of Cyprus, Nicosia, Cyprus**

A. Attikis, G. Mavromanolakis, J. Mousa, C. Nicolaou, F. Ptochos, P.A. Razis

**Charles University, Prague, Czech Republic**

M. Finger, M. Finger Jr.

**Academy of Scientific Research and Technology of the Arab Republic of Egypt, Egyptian Network of High Energy Physics, Cairo, Egypt**

Y. Assran<sup>8</sup>, A. Ellithi Kamel<sup>9</sup>, M.A. Mahmoud<sup>10</sup>, A. Mahrous<sup>11</sup>, A. Radi<sup>12,13</sup>

**National Institute of Chemical Physics and Biophysics, Tallinn, Estonia**

M. Kadastik, M. Müntel, M. Murumaa, M. Raidal, L. Rebane, A. Tiko

**Department of Physics, University of Helsinki, Helsinki, Finland**

P. Eerola, G. Fedi, M. Voutilainen

**Helsinki Institute of Physics, Helsinki, Finland**

J. Härkönen, V. Karimäki, R. Kinnunen, M.J. Kortelainen, T. Lampén, K. Lassila-Perini, S. Lehti, T. Lindén, P. Luukka, T. Mäenpää, T. Peltola, E. Tuominen, J. Tuominiemi, E. Tuovinen, L. Wendland

**Lappeenranta University of Technology, Lappeenranta, Finland**

A. Korpela, T. Tuuva

**DSM/IRFU, CEA/Saclay, Gif-sur-Yvette, France**

M. Besancon, S. Choudhury, F. Couderc, M. Dejardin, D. Denegri, B. Fabbro, J.L. Faure, F. Ferri, S. Ganjour, A. Givernaud, P. Gras, G. Hamel de Monchenault, P. Jarry, E. Locci, J. Malcles, L. Millischer, A. Nayak, J. Rander, A. Rosowsky, M. Titov

**Laboratoire Leprince-Ringuet, Ecole Polytechnique, IN2P3-CNRS, Palaiseau, France**

S. Baffioni, F. Beaudette, L. Benhabib, L. Bianchini, M. Bluj<sup>14</sup>, P. Busson, C. Charlot, N. Daci, T. Dahms, M. Dalchenko, L. Dobrzynski, A. Florent, R. Granier de Cassagnac, M. Haguenaer, P. Miné, C. Mironov, I.N. Naranjo, M. Nguyen, C. Ochando, P. Paganini, D. Sabes, R. Salerno, Y. Sirois, C. Veelken, A. Zabi

**Institut Pluridisciplinaire Hubert Curien, Université de Strasbourg, Université de Haute Alsace Mulhouse, CNRS/IN2P3, Strasbourg, France**

J.-L. Agram<sup>15</sup>, J. Andrea, D. Bloch, D. Bodin, J.-M. Brom, E.C. Chabert, C. Collard, E. Conte<sup>15</sup>, F. Drouhin<sup>15</sup>, J.-C. Fontaine<sup>15</sup>, D. Gelé, U. Goerlach, C. Goetzmann, P. Juillot, A.-C. Le Bihan, P. Van Hove

**Université de Lyon, Université Claude Bernard Lyon 1, CNRS-IN2P3, Institut de Physique Nucléaire de Lyon, Villeurbanne, France**

S. Beauceron, N. Beaupere, O. Bondu, G. Boudoul, S. Brochet, J. Chasserat, R. Chierici<sup>2</sup>, D. Contardo, P. Depasse, H. El Mamouni, J. Fay, S. Gascon, M. Gouzevitch, B. Ille, T. Kurca, M. Lethuillier, L. Mirabito, S. Perries, L. Sgandurra, V. Sordini, Y. Tschudi, M. Vander Donckt, P. Verdier, S. Viret

**Institute of High Energy Physics and Informatization, Tbilisi State University, Tbilisi, Georgia**

Z. Tsamalaidze<sup>16</sup>

**RWTH Aachen University, I. Physikalisches Institut, Aachen, Germany**

C. Autermann, S. Beranek, B. Calpas, M. Edelhoff, L. Feld, N. Heracleous, O. Hindrichs, K. Klein, J. Merz, A. Ostapchuk, A. Perieanu, F. Raupach, J. Sammet, S. Schael, D. Sprenger, H. Weber, B. Wittmer, V. Zhukov<sup>4</sup>

**RWTH Aachen University, III. Physikalisches Institut A, Aachen, Germany**

M. Ata, J. Caudron, E. Dietz-Laursonn, D. Duchardt, M. Erdmann, R. Fischer, A. Güth, T. Hebbeker, C. Heidemann, K. Hoepfner, D. Klingebiel, P. Kreuzer, M. Merschmeyer, A. Meyer, M. Olschewski, K. Padeken, P. Papacz, H. Pieta, H. Reithler, S.A. Schmitz, L. Sonnenschein, J. Steggemann, D. Teyssier, S. Thüer, M. Weber



**RWTH Aachen University, III. Physikalisches Institut B, Aachen, Germany**

V. Cherepanov, Y. Erdogan, G. Flügge, H. Geenen, M. Geisler, W. Haj Ahmad, F. Hoehle, B. Kargoll, T. Kress, Y. Kuessel, J. Lingemann<sup>2</sup>, A. Nowack, I.M. Nugent, L. Perchalla, O. Pooth, A. Stahl

**Deutsches Elektronen-Synchrotron, Hamburg, Germany**

M. Aldaya Martin, I. Asin, N. Bartosik, J. Behr, W. Behrenhoff, U. Behrens, M. Bergholz<sup>17</sup>, A. Bethani, K. Borrás, A. Burgmeier, A. Cakir, L. Calligaris, A. Campbell, F. Costanza, D. Dammann, C. Diez Pardos, T. Dorland, G. Eckerlin, D. Eckstein, G. Flucke, A. Geiser, I. Glushkov, P. Gunnellini, S. Habib, J. Hauk, G. Hellwig, H. Jung, M. Kasemann, P. Katsas, C. Kleinwort, H. Kluge, M. Krämer, D. Krücker, E. Kuznetsova, W. Lange, J. Leonard, K. Lipka, W. Lohmann<sup>17</sup>, B. Lutz, R. Mankel, I. Marfin, M. Marienfeld, I.-A. Melzer-Pellmann, A.B. Meyer, J. Mnich, A. Mussgiller, S. Naumann-Emme, O. Novgorodova, F. Nowak, J. Olzem, H. Perrey, A. Petrukhin, D. Pitzl, A. Raspereza, P.M. Ribeiro Cipriano, C. Riedl, E. Ron, M. Rosin, J. Salfeld-Nebgen, R. Schmidt<sup>17</sup>, T. Schoerner-Sadenius, N. Sen, M. Stein, R. Walsh, C. Wissing

**University of Hamburg, Hamburg, Germany**

V. Blobel, H. Enderle, J. Erfle, U. Gebbert, M. Görner, M. Gosselink, J. Haller, K. Heine, R.S. Höing, K. Kaschube, G. Kaussen, H. Kirschenmann, R. Klanner, J. Lange, T. Peiffer, N. Pietsch, D. Rathjens, C. Sander, H. Schettler, P. Schleper, E. Schlieckau, A. Schmidt, M. Schröder, T. Schum, M. Seidel, J. Sibille<sup>18</sup>, V. Sola, H. Stadie, G. Steinbrück, J. Thomsen, L. Vanelderen

**Institut für Experimentelle Kernphysik, Karlsruhe, Germany**

C. Barth, C. Baus, J. Berger, C. Böser, T. Chwalek, W. De Boer, A. Descroix, A. Dierlamm, M. Feindt, M. Guthoff<sup>2</sup>, C. Hackstein, F. Hartmann<sup>2</sup>, T. Hauth<sup>2</sup>, M. Heinrich, H. Held, K.H. Hoffmann, U. Husemann, I. Katkov<sup>4</sup>, J.R. Komaragiri, A. Kornmayer<sup>2</sup>, P. Lobelle Pardo, D. Martschei, S. Mueller, Th. Müller, M. Niegel, A. Nürnberg, O. Oberst, J. Ott, G. Quast, K. Rabbertz, F. Ratnikov, N. Ratnikova, S. Röcker, F.-P. Schilling, G. Schott, H.J. Simonis, F.M. Stober, D. Troendle, R. Ulrich, J. Wagner-Kuhr, S. Wayand, T. Weiler, M. Zeise

**Institute of Nuclear and Particle Physics (INPP), NCSR Demokritos, Aghia Paraskevi, Greece**

G. Anagnostou, G. Daskalakis, T. Geralis, S. Kesisoglou, A. Kyriakis, D. Loukas, A. Markou, C. Markou, E. Ntomari

**University of Athens, Athens, Greece**

L. Gouskos, T.J. Mertzimekis, A. Panagiotou, N. Saoulidou, E. Stiliaris

**University of Ioánnina, Ioánnina, Greece**

X. Aslanoglou, I. Evangelou, G. Flouris, C. Foudas, P. Kokkas, N. Manthos, I. Papadopoulos, E. Paradass

**KFKI Research Institute for Particle and Nuclear Physics, Budapest, Hungary**

G. Bencze, C. Hajdu, P. Hidas, D. Horvath<sup>19</sup>, B. Radics, F. Sikler, V. Veszpremi, G. Vesztergombi<sup>20</sup>, A.J. Zsigmond

**Institute of Nuclear Research ATOMKI, Debrecen, Hungary**

N. Beni, S. Czellar, J. Molnar, J. Palinkas, Z. Szillasi

**University of Debrecen, Debrecen, Hungary**

J. Karancsi, P. Raics, Z.L. Trocsanyi, B. Ujvari

**Panjab University, Chandigarh, India**

S.B. Beri, V. Bhatnagar, N. Dhingra, R. Gupta, M. Kaur, M.Z. Mehta, M. Mittal, N. Nishu, L.K. Saini, A. Sharma, J.B. Singh

**University of Delhi, Delhi, India**

Ashok Kumar, Arun Kumar, S. Ahuja, A. Bhardwaj, B.C. Choudhary, S. Malhotra, M. Naimuddin, K. Ranjan, P. Saxena, V. Sharma, R.K. Shivpuri

**Saha Institute of Nuclear Physics, Kolkata, India**

S. Banerjee, S. Bhattacharya, K. Chatterjee, S. Dutta, B. Gomber, Sa. Jain, Sh. Jain, R. Khurana, A. Modak, S. Mukherjee, D. Roy, S. Sarkar, M. Sharan

**Bhabha Atomic Research Centre, Mumbai, India**

A. Abdulsalam, D. Dutta, S. Kailas, V. Kumar, A.K. Mohanty<sup>2</sup>, L.M. Pant, P. Shukla, A. Topkar

**Tata Institute of Fundamental Research - EHEP, Mumbai, India**

T. Aziz, R.M. Chatterjee, S. Ganguly, M. Guchait<sup>21</sup>, A. Gurtu<sup>22</sup>, M. Maity<sup>23</sup>, G. Majumder, K. Mazumdar, G.B. Mohanty, B. Parida, K. Sudhakar, N. Wickramage

**Tata Institute of Fundamental Research - HECR, Mumbai, India**

S. Banerjee, S. Dugad

**Institute for Research in Fundamental Sciences (IPM), Tehran, Iran**

H. Arfaei<sup>24</sup>, H. Bakhshiansohi, S.M. Etesami<sup>25</sup>, A. Fahim<sup>24</sup>, H. Hesari, A. Jafari, M. Khakzad, M. Mohammadi Najafabadi, S. Paktinat Mehdiabadi, B. Safarzadeh<sup>26</sup>, M. Zeinali

**University College Dublin, Dublin, Ireland**

M. Grunewald

**INFN Sezione di Bari <sup>a</sup>, Università di Bari <sup>b</sup>, Politecnico di Bari <sup>c</sup>, Bari, Italy**

M. Abbrescia<sup>a,b</sup>, L. Barbone<sup>a,b</sup>, C. Calabria<sup>a,b,2</sup>, S.S. Chhibra<sup>a,b</sup>, A. Colaleo<sup>a</sup>, D. Creanza<sup>a,c</sup>, N. De Filippis<sup>a,c,2</sup>, M. De Palma<sup>a,b</sup>, L. Fiore<sup>a</sup>, G. Iaselli<sup>a,c</sup>, G. Maggi<sup>a,c</sup>, M. Maggi<sup>a</sup>, B. Marangelli<sup>a,b</sup>, S. My<sup>a,c</sup>, S. Nuzzo<sup>a,b</sup>, N. Pacifico<sup>a</sup>, A. Pompili<sup>a,b</sup>, G. Pugliese<sup>a,c</sup>, G. Selvaggi<sup>a,b</sup>, L. Silvestris<sup>a</sup>, G. Singh<sup>a,b</sup>, R. Venditti<sup>a,b</sup>, P. Verwilligen<sup>a</sup>, G. Zito<sup>a</sup>

**INFN Sezione di Bologna <sup>a</sup>, Università di Bologna <sup>b</sup>, Bologna, Italy**

G. Abbiendi<sup>a</sup>, A.C. Benvenuti<sup>a</sup>, D. Bonacorsi<sup>a,b</sup>, S. Braibant-Giacomelli<sup>a,b</sup>, L. Brigliadori<sup>a,b</sup>, R. Campanini<sup>a,b</sup>, P. Capiluppi<sup>a,b</sup>, A. Castro<sup>a,b</sup>, F.R. Cavallo<sup>a</sup>, M. Cuffiani<sup>a,b</sup>, G.M. Dallavalle<sup>a</sup>, F. Fabbri<sup>a</sup>, A. Fanfani<sup>a,b</sup>, D. Fasanella<sup>a,b</sup>, P. Giacomelli<sup>a</sup>, C. Grandi<sup>a</sup>, L. Guiducci<sup>a,b</sup>, S. Marcellini<sup>a</sup>, G. Masetti<sup>a</sup>, M. Meneghelli<sup>a,b,2</sup>, A. Montanari<sup>a</sup>, F.L. Navarria<sup>a,b</sup>, F. Odorici<sup>a</sup>, A. Perrotta<sup>a</sup>, F. Primavera<sup>a,b</sup>, A.M. Rossi<sup>a,b</sup>, T. Rovelli<sup>a,b</sup>, G.P. Siroli<sup>a,b</sup>, N. Tosi<sup>a,b</sup>, R. Travaglini<sup>a,b</sup>

**INFN Sezione di Catania <sup>a</sup>, Università di Catania <sup>b</sup>, Catania, Italy**

S. Albergo<sup>a,b</sup>, M. Chiorboli<sup>a,b</sup>, S. Costa<sup>a,b</sup>, R. Potenza<sup>a,b</sup>, A. Tricomi<sup>a,b</sup>, C. Tuve<sup>a,b</sup>

**INFN Sezione di Firenze <sup>a</sup>, Università di Firenze <sup>b</sup>, Firenze, Italy**

G. Barbagli<sup>a</sup>, V. Ciulli<sup>a,b</sup>, C. Civinini<sup>a</sup>, R. D'Alessandro<sup>a,b</sup>, E. Focardi<sup>a,b</sup>, S. Frosali<sup>a,b</sup>, E. Gallo<sup>a</sup>, S. Gozzi<sup>a,b</sup>, P. Lenzi<sup>a,b</sup>, M. Meschini<sup>a</sup>, S. Paoletti<sup>a</sup>, G. Sguazzoni<sup>a</sup>, A. Tropiano<sup>a,b</sup>

**INFN Laboratori Nazionali di Frascati, Frascati, Italy**

L. Benussi, S. Bianco, F. Fabbri, D. Piccolo

**INFN Sezione di Genova <sup>a</sup>, Università di Genova <sup>b</sup>, Genova, Italy**

P. Fabbri<sup>a</sup>, R. Musenich<sup>a</sup>, S. Tosi<sup>a,b</sup>

**INFN Sezione di Milano-Bicocca <sup>a</sup>, Università di Milano-Bicocca <sup>b</sup>, Milano, Italy**

A. Benaglia<sup>a</sup>, F. De Guio<sup>a,b</sup>, L. Di Matteo<sup>a,b,2</sup>, S. Fiorendi<sup>a,b</sup>, S. Gennai<sup>a,2</sup>, A. Ghezzi<sup>a,b</sup>, P. Govoni, M.T. Lucchini<sup>2</sup>, S. Malvezzi<sup>a</sup>, R.A. Manzoni<sup>a,b</sup>, A. Martelli<sup>a,b</sup>, A. Massironi<sup>a,b</sup>, D. Menasce<sup>a</sup>, L. Moroni<sup>a</sup>, M. Paganoni<sup>a,b</sup>, D. Pedrini<sup>a</sup>, S. Ragazzi<sup>a,b</sup>, N. Redaelli<sup>a</sup>, T. Tabarelli de Fatis<sup>a,b</sup>

**INFN Sezione di Napoli <sup>a</sup>, Università di Napoli 'Federico II' <sup>b</sup>, Università della Basilicata (Potenza) <sup>c</sup>, Università G. Marconi (Roma) <sup>d</sup>, Napoli, Italy**

S. Buontempo<sup>a</sup>, N. Cavallo<sup>a,c</sup>, A. De Cosa<sup>a,b,2</sup>, F. Fabozzi<sup>a,c</sup>, A.O.M. Iorio<sup>a,b</sup>, L. Lista<sup>a</sup>, S. Meola<sup>a,d,2</sup>, M. Merola<sup>a</sup>, P. Paolucci<sup>a,2</sup>

**INFN Sezione di Padova <sup>a</sup>, Università di Padova <sup>b</sup>, Università di Trento (Trento) <sup>c</sup>, Padova, Italy**

P. Azzi<sup>a</sup>, N. Bacchetta<sup>a,2</sup>, P. Bellan<sup>a,b</sup>, D. Bisello<sup>a,b</sup>, A. Branca<sup>a,b</sup>, R. Carlin<sup>a,b</sup>, P. Checchia<sup>a</sup>, T. Dorigo<sup>a</sup>, F. Fanzago<sup>a</sup>, M. Galanti<sup>a,b</sup>, F. Gasparini<sup>a,b</sup>, U. Gasparini<sup>a,b</sup>, P. Giubilato<sup>a,b</sup>, F. Gonella<sup>a</sup>, A. Gozzelino<sup>a</sup>, M. Gulmini<sup>a,27</sup>, K. Kanishchev<sup>a,c</sup>, S. Lacaprara<sup>a</sup>, I. Lazzizzera<sup>a,c</sup>, M. Margoni<sup>a,b</sup>, A.T. Meneguzzo<sup>a,b</sup>, J. Pazzini<sup>a,b</sup>, N. Pozzobon<sup>a,b</sup>, P. Ronchese<sup>a,b</sup>, F. Simonetto<sup>a,b</sup>, E. Torassa<sup>a</sup>, M. Tosi<sup>a,b</sup>, P. Zotto<sup>a,b</sup>, A. Zucchetta<sup>a,b</sup>, G. Zumerle<sup>a,b</sup>

**INFN Sezione di Pavia <sup>a</sup>, Università di Pavia <sup>b</sup>, Pavia, Italy**

M. Gabusi<sup>a,b</sup>, S.P. Ratti<sup>a,b</sup>, C. Riccardi<sup>a,b</sup>, P. Vitulo<sup>a,b</sup>

**INFN Sezione di Perugia <sup>a</sup>, Università di Perugia <sup>b</sup>, Perugia, Italy**

M. Biasini<sup>a,b</sup>, G.M. Bilei<sup>a</sup>, L. Fanò<sup>a,b</sup>, P. Lariccia<sup>a,b</sup>, G. Mantovani<sup>a,b</sup>, M. Menichelli<sup>a</sup>, A. Nappi<sup>a,b†</sup>, F. Romeo<sup>a,b</sup>, A. Saha<sup>a</sup>, A. Santocchia<sup>a,b</sup>, A. Spiezia<sup>a,b</sup>

**INFN Sezione di Pisa <sup>a</sup>, Università di Pisa <sup>b</sup>, Scuola Normale Superiore di Pisa <sup>c</sup>, Pisa, Italy**

P. Azzurri<sup>a,c</sup>, G. Bagliesi<sup>a</sup>, T. Boccali<sup>a</sup>, G. Broccolo<sup>a,c</sup>, R. Castaldi<sup>a</sup>, R.T. D'Agnolo<sup>a,c,2</sup>, R. Dell'Orso<sup>a</sup>, F. Fiori<sup>a,c,2</sup>, L. Foà<sup>a,c</sup>, A. Giassi<sup>a</sup>, A. Kraan<sup>a</sup>, F. Ligabue<sup>a,c</sup>, T. Lomtadze<sup>a</sup>, L. Martini<sup>a,28</sup>, A. Messineo<sup>a,b</sup>, F. Palla<sup>a</sup>, A. Rizzi<sup>a,b</sup>, A.T. Serban<sup>a</sup>, P. Spagnolo<sup>a</sup>, P. Squillacioti<sup>a</sup>, R. Tenchini<sup>a</sup>, G. Tonelli<sup>a,b</sup>, A. Venturi<sup>a</sup>, P.G. Verdini<sup>a</sup>, C. Vernieri<sup>a,c</sup>

**INFN Sezione di Roma <sup>a</sup>, Università di Roma <sup>b</sup>, Roma, Italy**

L. Barone<sup>a,b</sup>, F. Cavallari<sup>a</sup>, D. Del Re<sup>a,b</sup>, M. Diemoz<sup>a</sup>, C. Fanelli<sup>a,b</sup>, M. Grassi<sup>a,b,2</sup>, E. Longo<sup>a,b</sup>, F. Margaroli<sup>a,b</sup>, P. Meridiani<sup>a,2</sup>, F. Micheli<sup>a,b</sup>, S. Nourbakhsh<sup>a,b</sup>, G. Organtini<sup>a,b</sup>, R. Paramatti<sup>a</sup>, S. Rahatlou<sup>a,b</sup>, L. Soffi<sup>a,b</sup>

**INFN Sezione di Torino <sup>a</sup>, Università di Torino <sup>b</sup>, Università del Piemonte Orientale (Novara) <sup>c</sup>, Torino, Italy**

N. Amapane<sup>a,b</sup>, R. Arcidiacono<sup>a,c</sup>, S. Argiro<sup>a,b</sup>, M. Arneodo<sup>a,c</sup>, C. Biino<sup>a</sup>, N. Cartiglia<sup>a</sup>, S. Casasso<sup>a,b</sup>, M. Costa<sup>a,b</sup>, N. Demaria<sup>a</sup>, C. Mariotti<sup>a,2</sup>, S. Maselli<sup>a</sup>, G. Mazza<sup>a</sup>, E. Migliore<sup>a,b</sup>, V. Monaco<sup>a,b</sup>, M. Musich<sup>a,2</sup>, M.M. Obertino<sup>a,c</sup>, N. Pastrone<sup>a</sup>, M. Pelliccioni<sup>a</sup>, A. Potenza<sup>a,b</sup>, A. Romero<sup>a,b</sup>, M. Ruspà<sup>a,c</sup>, R. Sacchi<sup>a,b</sup>, A. Solano<sup>a,b</sup>, A. Staiano<sup>a</sup>, U. Tamponi<sup>a</sup>

**INFN Sezione di Trieste <sup>a</sup>, Università di Trieste <sup>b</sup>, Trieste, Italy**

S. Belforte<sup>a</sup>, V. Candelise<sup>a,b</sup>, M. Casarsa<sup>a</sup>, F. Cossutti<sup>a,2</sup>, G. Della Ricca<sup>a,b</sup>, B. Gobbo<sup>a</sup>, C. La Licata<sup>a,b</sup>, M. Marone<sup>a,b,2</sup>, D. Montanino<sup>a,b</sup>, A. Penzo<sup>a</sup>, A. Schizzi<sup>a,b</sup>, A. Zanetti<sup>a</sup>

**Kangwon National University, Chunchon, Korea**

T.Y. Kim, S.K. Nam

**Kyungpook National University, Daegu, Korea**

S. Chang, D.H. Kim, G.N. Kim, J.E. Kim, D.J. Kong, Y.D. Oh, H. Park, D.C. Son

**Chonnam National University, Institute for Universe and Elementary Particles, Kwangju, Korea**

J.Y. Kim, Zero J. Kim, S. Song

**Korea University, Seoul, Korea**

S. Choi, D. Gyun, B. Hong, M. Jo, H. Kim, T.J. Kim, K.S. Lee, D.H. Moon, S.K. Park, Y. Roh

**University of Seoul, Seoul, Korea**

M. Choi, J.H. Kim, C. Park, I.C. Park, S. Park, G. Ryu

**Sungkyunkwan University, Suwon, Korea**

Y. Choi, Y.K. Choi, J. Goh, M.S. Kim, E. Kwon, B. Lee, J. Lee, S. Lee, H. Seo, I. Yu

**Vilnius University, Vilnius, Lithuania**

I. Grigelionis, A. Juodagalvis

**Centro de Investigacion y de Estudios Avanzados del IPN, Mexico City, Mexico**

H. Castilla-Valdez, E. De La Cruz-Burelo, I. Heredia-de La Cruz, R. Lopez-Fernandez, J. Martínez-Ortega, A. Sanchez-Hernandez, L.M. Villasenor-Cendejas

**Universidad Iberoamericana, Mexico City, Mexico**

S. Carrillo Moreno, F. Vazquez Valencia

**Benemerita Universidad Autonoma de Puebla, Puebla, Mexico**

H.A. Salazar Ibarguen

**Universidad Autónoma de San Luis Potosí, San Luis Potosí, Mexico**

E. Casimiro Linares, A. Morelos Pineda, M.A. Reyes-Santos

**University of Auckland, Auckland, New Zealand**

D. Krofcheck

**University of Canterbury, Christchurch, New Zealand**

A.J. Bell, P.H. Butler, R. Doesburg, S. Reucroft, H. Silverwood

**National Centre for Physics, Quaid-I-Azam University, Islamabad, Pakistan**

M. Ahmad, M.I. Asghar, J. Butt, H.R. Hoorani, S. Khalid, W.A. Khan, T. Khurshid, S. Qazi, M.A. Shah, M. Shoaib

**National Centre for Nuclear Research, Swierk, Poland**

H. Bialkowska, B. Boimska, T. Frueboes, M. Górski, M. Kazana, K. Nawrocki, K. Romanowska-Rybinska, M. Szleper, G. Wrochna, P. Zalewski

**Institute of Experimental Physics, Faculty of Physics, University of Warsaw, Warsaw, Poland**

G. Brona, K. Bunkowski, M. Cwiok, W. Dominik, K. Doroba, A. Kalinowski, M. Konecki, J. Krolikowski, M. Misiura, W. Wolszczak

**Laboratório de Instrumentação e Física Experimental de Partículas, Lisboa, Portugal**N. Almeida, P. Bargassa, A. David, P. Faccioli, P.G. Ferreira Parracho, M. Gallinaro, J. Seixas<sup>2</sup>, J. Varela, P. Vischia**Joint Institute for Nuclear Research, Dubna, Russia**

P. Bunin, M. Gavrilenko, I. Golutvin, I. Gorbunov, A. Kamenev, V. Karjavin, V. Konoplyanikov, G. Kozlov, A. Lanev, A. Malakhov, P. Moisezenz, V. Palichik, V. Perelygin, S. Shmatov, V. Smirnov, A. Volodko, A. Zarubin

**Petersburg Nuclear Physics Institute, Gatchina (St. Petersburg), Russia**

S. Evstyukhin, V. Golovtsov, Y. Ivanov, V. Kim, P. Levchenko, V. Murzin, V. Oreshkin, I. Smirnov, V. Sulimov, L. Uvarov, S. Vavilov, A. Vorobyev, An. Vorobyev

**Institute for Nuclear Research, Moscow, Russia**

Yu. Andreev, A. Dermenev, S. Gninenko, N. Golubev, M. Kirsanov, N. Krasnikov, V. Matveev, A. Pashenkov, D. Tlisov, A. Toropin

**Institute for Theoretical and Experimental Physics, Moscow, Russia**

V. Epshteyn, M. Erofeeva, V. Gavrilov, N. Lychkovskaya, V. Popov, G. Safronov, S. Semenov, A. Spiridonov, V. Stolin, M. Toms, E. Vlasov, A. Zhokin

**P.N. Lebedev Physical Institute, Moscow, Russia**

V. Andreev, M. Azarkin, I. Dremin, M. Kirakosyan, A. Leonidov, G. Mesyats, S.V. Rusakov, A. Vinogradov

**Skobeltsyn Institute of Nuclear Physics, Lomonosov Moscow State University, Moscow, Russia**

A. Belyaev, E. Boos, M. Dubinin<sup>6</sup>, A. Ershov, L. Khein, V. Klyukhin, O. Kodolova, I. Lokhtin, A. Markina, S. Obraztsov, S. Petrushanko, A. Proskuryakov, V. Savrin, A. Snigirev

**State Research Center of Russian Federation, Institute for High Energy Physics, Protvino, Russia**

I. Azhgirey, I. Bayshev, S. Bitioukov, V. Kachanov, A. Kalinin, D. Konstantinov, V. Krychkine, V. Petrov, R. Ryutin, A. Sobol, L. Tourtchanovitch, S. Troshin, N. Tyurin, A. Uzunian, A. Volkov

**University of Belgrade, Faculty of Physics and Vinca Institute of Nuclear Sciences, Belgrade, Serbia**

P. Adzic<sup>29</sup>, M. Ekmedzic, D. Krpic<sup>29</sup>, J. Milosevic

**Centro de Investigaciones Energéticas Medioambientales y Tecnológicas (CIEMAT), Madrid, Spain**

M. Aguilar-Benitez, J. Alcaraz Maestre, C. Battilana, E. Calvo, M. Cerrada, M. Chamizo Llatas<sup>2</sup>, N. Colino, B. De La Cruz, A. Delgado Peris, D. Domínguez Vázquez, C. Fernandez Bedoya, J.P. Fernández Ramos, A. Ferrando, J. Flix, M.C. Fouz, P. Garcia-Abia, O. Gonzalez Lopez, S. Goy Lopez, J.M. Hernandez, M.I. Josa, G. Merino, E. Navarro De Martino, J. Puerta Pelayo, A. Quintario Olmeda, I. Redondo, L. Romero, J. Santaolalla, M.S. Soares, C. Willmott

**Universidad Autónoma de Madrid, Madrid, Spain**

C. Albajar, J.F. de Trocóniz

**Universidad de Oviedo, Oviedo, Spain**

H. Brun, J. Cuevas, J. Fernandez Menendez, S. Folgueras, I. Gonzalez Caballero, L. Lloret Iglesias, J. Piedra Gomez

**Instituto de Física de Cantabria (IFCA), CSIC-Universidad de Cantabria, Santander, Spain**

J.A. Brochero Cifuentes, I.J. Cabrillo, A. Calderon, S.H. Chuang, J. Duarte Campderros, M. Fernandez, G. Gomez, J. Gonzalez Sanchez, A. Graziano, C. Jorda, A. Lopez Virto,

J. Marco, R. Marco, C. Martinez Rivero, F. Matorras, F.J. Munoz Sanchez, T. Rodrigo, A.Y. Rodríguez-Marrero, A. Ruiz-Jimeno, L. Scodellaro, I. Vila, R. Vilar Cortabitarte

**CERN, European Organization for Nuclear Research, Geneva, Switzerland**

D. Abbaneo, E. Auffray, G. Auzinger, M. Bachtis, P. Baillon, A.H. Ball, D. Barney, J. Bendavid, J.F. Benitez, C. Bernet<sup>7</sup>, G. Bianchi, P. Bloch, A. Bocci, A. Bonato, C. Botta, H. Breuker, T. Camporesi, G. Cerminara, T. Christiansen, J.A. Coarasa Perez, S. Colafranceschi<sup>30</sup>, D. d’Enterria, A. Dabrowski, A. De Roeck, S. De Visscher, S. Di Guida, M. Dobson, N. Dupont-Sagorin, A. Elliott-Peisert, J. Eugster, W. Funk, G. Georgiou, M. Giffels, D. Gigi, K. Gill, D. Giordano, M. Girone, M. Giunta, F. Glege, R. Gomez-Reino Garrido, S. Gowdy, R. Guida, J. Hammer, M. Hansen, P. Harris, C. Hartl, B. Hegner, A. Hinzmann, V. Innocente, P. Janot, K. Kaadze, E. Karavakis, K. Kousouris, K. Krajczar, P. Lecoq, Y.-J. Lee, C. Lourenço, N. Magini, M. Malberti, L. Malgeri, M. Mannelli, L. Masetti, F. Meijers, S. Mersi, E. Meschi, R. Moser, M. Mulders, P. Musella, E. Nesvold, L. Orsini, E. Palencia Cortezon, E. Perez, L. Perrozzi, A. Petrilli, A. Pfeiffer, M. Pierini, M. Pimiä, D. Piparo, G. Polese, L. Quertenmont, A. Racz, W. Reece, J. Rodrigues Antunes, G. Rolandi<sup>31</sup>, C. Rovelli<sup>32</sup>, M. Rovere, H. Sakulin, F. Santanastasio, C. Schäfer, C. Schwick, I. Segoni, S. Sekmen, A. Sharma, P. Siegrist, P. Silva, M. Simon, P. Sphicas<sup>33</sup>, D. Spiga, M. Stoye, A. Tsirou, G.I. Veres<sup>20</sup>, J.R. Vlimant, H.K. Wöhri, S.D. Worm<sup>34</sup>, W.D. Zeuner

**Paul Scherrer Institut, Villigen, Switzerland**

W. Bertl, K. Deiters, W. Erdmann, K. Gabathuler, R. Horisberger, Q. Ingram, H.C. Kaestli, S. König, D. Kotlinski, U. Langenegger, F. Meier, D. Renker, T. Rohe

**Institute for Particle Physics, ETH Zurich, Zurich, Switzerland**

F. Bachmair, L. Bäni, P. Bortignon, M.A. Buchmann, B. Casal, N. Chanon, A. Deisher, G. Dissertori, M. Dittmar, M. Donegà, M. Dünser, P. Eller, C. Grab, D. Hits, P. Lecomte, W. Lustermann, A.C. Marini, P. Martinez Ruiz del Arbol, N. Mohr, F. Moortgat, C. Nägeli<sup>35</sup>, P. Nef, F. Nessi-Tedaldi, F. Pandolfi, L. Pape, F. Pauss, M. Peruzzi, F.J. Ronga, M. Rossini, L. Sala, A.K. Sanchez, A. Starodumov<sup>36</sup>, B. Stieger, M. Takahashi, L. Tauscher<sup>†</sup>, A. Thea, K. Theofilatos, D. Treille, C. Urscheler, R. Wallny, H.A. Weber

**Universität Zürich, Zurich, Switzerland**

C. AMSLER<sup>37</sup>, V. Chiochia, C. Favaro, M. Ivova Rikova, B. Kilminster, B. Millan Mejias, P. Otiougova, P. Robmann, H. Snoek, S. Taroni, S. Tuppiti, M. Verzetti

**National Central University, Chung-Li, Taiwan**

M. Cardaci, K.H. Chen, C. Ferro, C.M. Kuo, S.W. Li, W. Lin, Y.J. Lu, R. Volpe, S.S. Yu

**National Taiwan University (NTU), Taipei, Taiwan**

P. Bartalini, P. Chang, Y.H. Chang, Y.W. Chang, Y. Chao, K.F. Chen, C. Dietz, U. Grundler, W.-S. Hou, Y. Hsiung, K.Y. Kao, Y.J. Lei, R.-S. Lu, D. Majumder, E. Petrakou, X. Shi, J.G. Shiu, Y.M. Tzeng, M. Wang

**Chulalongkorn University, Bangkok, Thailand**

B. Asavapibhop, N. Suwonjandee

**Cukurova University, Adana, Turkey**

A. Adiguzel, M.N. Bakirci<sup>38</sup>, S. Cerci<sup>39</sup>, C. Dozen, I. Dumanoglu, E. Eskut, S. Girgis, G. Gokbulut, E. Gurpinar, I. Hos, E.E. Kangal, A. Kayis Topaksu, G. Onengut, K. Ozdemir, S. Ozturk<sup>40</sup>, A. Polatoz, K. Sogut<sup>41</sup>, D. Sunar Cerci<sup>39</sup>, B. Tali<sup>39</sup>, H. Topakli<sup>38</sup>, M. Vergili

**Middle East Technical University, Physics Department, Ankara, Turkey**

I.V. Akin, T. Aliev, B. Bilin, S. Bilmis, M. Deniz, H. Gamsizkan, A.M. Guler, G. Karapinar<sup>42</sup>, K. Ocalan, A. Ozpineci, M. Serin, R. Sever, U.E. Surat, M. Yalvac, M. Zeyrek

**Bogazici University, Istanbul, Turkey**

E. Gülmez, B. Isildak<sup>43</sup>, M. Kaya<sup>44</sup>, O. Kaya<sup>44</sup>, S. Ozkorucuklu<sup>45</sup>, N. Sonmez<sup>46</sup>

**Istanbul Technical University, Istanbul, Turkey**

H. Bahtiyar<sup>47</sup>, E. Barlas, K. Cankocak, Y.O. Günaydin<sup>48</sup>, F.I. Vardarli, M. Yücel

**National Scientific Center, Kharkov Institute of Physics and Technology, Kharkov, Ukraine**

L. Levchuk, P. Sorokin

**University of Bristol, Bristol, United Kingdom**

J.J. Brooke, E. Clement, D. Cussans, H. Flacher, R. Frazier, J. Goldstein, M. Grimes, G.P. Heath, H.F. Heath, L. Kreczko, S. Metson, D.M. Newbold<sup>34</sup>, K. Nirunpong, A. Poll, S. Senkin, V.J. Smith, T. Williams

**Rutherford Appleton Laboratory, Didcot, United Kingdom**

L. Basso<sup>49</sup>, K.W. Bell, A. Belyaev<sup>49</sup>, C. Brew, R.M. Brown, D.J.A. Cockerill, J.A. Coughlan, K. Harder, S. Harper, J. Jackson, E. Olaiya, D. Petyt, B.C. Radburn-Smith, C.H. Shepherd-Themistocleous, I.R. Tomalin, W.J. Womersley

**Imperial College, London, United Kingdom**

R. Bainbridge, G. Ball, O. Buchmuller, D. Burton, D. Colling, N. Cripps, M. Cutajar, P. Dauncey, G. Davies, M. Della Negra, W. Ferguson, J. Fulcher, D. Futyan, A. Gilbert, A. Guneratne Bryer, G. Hall, Z. Hatherell, J. Hays, G. Iles, M. Jarvis, G. Karapostoli, M. Kenzie, R. Lane, R. Lucas, L. Lyons, A.-M. Magnan, J. Marrouche, B. Mathias, R. Nandi, J. Nash, A. Nikitenko<sup>36</sup>, J. Pela, M. Pesaresi, K. Petridis, M. Pioppi<sup>50</sup>, D.M. Raymond, S. Rogerson, A. Rose, C. Seez, P. Sharp<sup>†</sup>, A. Sparrow, A. Tapper, M. Vazquez Acosta, T. Virdee, S. Wakefield, N. Wardle, T. Whyntie

**Brunel University, Uxbridge, United Kingdom**

M. Chadwick, J.E. Cole, P.R. Hobson, A. Khan, P. Kyberd, D. Leggat, D. Leslie, W. Martin, I.D. Reid, P. Symonds, L. Teodorescu, M. Turner

**Baylor University, Waco, USA**

J. Dittmann, K. Hatakeyama, A. Kasmi, H. Liu, T. Scarborough

**The University of Alabama, Tuscaloosa, USA**

O. Charaf, S.I. Cooper, C. Henderson, P. Rumerio



**Boston University, Boston, USA**

A. Avetisyan, T. Bose, C. Fantasia, A. Heister, P. Lawson, D. Lazic, J. Rohlf, D. Sperka, J. St. John, L. Sulak

**Brown University, Providence, USA**

J. Alimena, S. Bhattacharya, G. Christopher, D. Cutts, Z. Demiragli, A. Ferapontov, A. Garabedian, U. Heintz, G. Kukartsev, E. Laird, G. Landsberg, M. Luk, M. Narain, M. Segala, T. Sinthuprasith, T. Speer

**University of California, Davis, Davis, USA**

R. Breedon, G. Breto, M. Calderon De La Barca Sanchez, S. Chauhan, M. Chertok, J. Conway, R. Conway, P.T. Cox, R. Erbacher, M. Gardner, R. Houtz, W. Ko, A. Kopecky, R. Lander, O. Mall, T. Miceli, R. Nelson, D. Pellett, F. Ricci-Tam, B. Rutherford, M. Searle, J. Smith, M. Squires, M. Tripathi, R. Yohay

**University of California, Los Angeles, USA**

V. Andreev, D. Cline, R. Cousins, S. Erhan, P. Everaerts, C. Farrell, M. Felcini, J. Hauser, M. Ignatenko, C. Jarvis, G. Rakness, P. Schlein<sup>†</sup>, P. Traczyk, V. Valuev, M. Weber

**University of California, Riverside, Riverside, USA**

J. Babb, R. Clare, M.E. Dinardo, J. Ellison, J.W. Gary, F. Giordano, G. Hanson, H. Liu, O.R. Long, A. Luthra, H. Nguyen, S. Paramesvaran, J. Sturdy, S. Sumowidagdo, R. Wilken, S. Wimpenny

**University of California, San Diego, La Jolla, USA**

W. Andrews, J.G. Branson, G.B. Cerati, S. Cittolin, D. Evans, A. Holzner, R. Kelley, M. Lebourgeois, J. Letts, I. Macneill, B. Mangano, S. Padhi, C. Palmer, G. Petrucciani, M. Pieri, M. Sani, V. Sharma, S. Simon, E. Sudano, M. Tadel, Y. Tu, A. Vartak, S. Wasserbaech<sup>51</sup>, F. Würthwein, A. Yagil, J. Yoo

**University of California, Santa Barbara, Santa Barbara, USA**

D. Barge, R. Bellan, C. Campagnari, M. D'Alfonso, T. Danielson, K. Flowers, P. Geffert, C. George, F. Golf, J. Incandela, C. Justus, P. Kalavase, D. Kovalskyi, V. Krutelyov, S. Lowette, R. Magaña Villalba, N. Mccoll, V. Pavlunin, J. Ribnik, J. Richman, R. Rossin, D. Stuart, W. To, C. West

**California Institute of Technology, Pasadena, USA**

A. Apresyan, A. Bornheim, J. Bunn, Y. Chen, E. Di Marco, J. Duarte, D. Kcira, Y. Ma, A. Mott, H.B. Newman, C. Rogan, M. Spiropulu, V. Timciuc, J. Veverka, R. Wilkinson, S. Xie, Y. Yang, R.Y. Zhu

**Carnegie Mellon University, Pittsburgh, USA**

V. Azzolini, A. Calamba, R. Carroll, T. Ferguson, Y. Iiyama, D.W. Jang, Y.F. Liu, M. Paulini, J. Russ, H. Vogel, I. Vorobiev

**University of Colorado at Boulder, Boulder, USA**

J.P. Cumalat, B.R. Drell, W.T. Ford, A. Gaz, E. Luiggi Lopez, U. Nauenberg, J.G. Smith, K. Stenson, K.A. Ulmer, S.R. Wagner

**Cornell University, Ithaca, USA**

J. Alexander, A. Chatterjee, N. Eggert, L.K. Gibbons, W. Hopkins, A. Khukhunaishvili, B. Kreis, N. Mirman, G. Nicolas Kaufman, J.R. Patterson, A. Ryd, E. Salvati, W. Sun, W.D. Teo, J. Thom, J. Thompson, J. Tucker, Y. Weng, L. Winstrom, P. Wittich

**Fairfield University, Fairfield, USA**

D. Winn

**Fermi National Accelerator Laboratory, Batavia, USA**

S. Abdullin, M. Albrow, J. Anderson, G. Apollinari, L.A.T. Bauerdick, A. Beretvas, J. Berryhill, P.C. Bhat, K. Burkett, J.N. Butler, V. Chetluru, H.W.K. Cheung, F. Chlebana, S. Cihangir, V.D. Elvira, I. Fisk, J. Freeman, Y. Gao, E. Gottschalk, L. Gray, D. Green, O. Gutsche, R.M. Harris, J. Hirschauer, B. Hooberman, S. Jindariani, M. Johnson, U. Joshi, B. Klima, S. Kunori, S. Kwan, J. Linacre, D. Lincoln, R. Lipton, J. Lykken, K. Maeshima, J.M. Marraffino, V.I. Martinez Outschoorn, S. Maruyama, D. Mason, P. McBride, K. Mishra, S. Mrenna, Y. Musienko<sup>52</sup>, C. Newman-Holmes, V. O'Dell, O. Prokofyev, E. Sexton-Kennedy, S. Sharma, W.J. Spalding, L. Spiegel, L. Taylor, S. Tkaczyk, N.V. Tran, L. Uplegger, E.W. Vaandering, R. Vidal, J. Whitmore, W. Wu, F. Yang, J.C. Yun

**University of Florida, Gainesville, USA**

D. Acosta, P. Avery, D. Bourilkov, M. Chen, T. Cheng, S. Das, M. De Gruttola, G.P. Di Giovanni, D. Dobur, A. Drozdetskiy, R.D. Field, M. Fisher, Y. Fu, I.K. Furic, J. Hugon, B. Kim, J. Konigsberg, A. Korytov, A. Kropivnitskaya, T. Kypreos, J.F. Low, K. Matchev, P. Milenov<sup>53</sup>, G. Mitselmakher, L. Muniz, R. Remington, A. Rinkevicius, N. Skhirtladze, M. Snowball, J. Yelton, M. Zakaria

**Florida International University, Miami, USA**

V. Gaultney, S. Hewamanage, L.M. Lebolo, S. Linn, P. Markowitz, G. Martinez, J.L. Rodrigo

**Florida State University, Tallahassee, USA**

T. Adams, A. Askew, J. Bochenek, J. Chen, B. Diamond, S.V. Gleyzer, J. Haas, S. Hagopian, V. Hagopian, K.F. Johnson, H. Prosper, V. Veeraraghavan, M. Weinberg

**Florida Institute of Technology, Melbourne, USA**

M.M. Baarmand, B. Dorney, M. Hohlmann, H. Kalakhety, F. Yumiceva

**University of Illinois at Chicago (UIC), Chicago, USA**

M.R. Adams, L. Apanasevich, V.E. Bazterra, R.R. Betts, I. Bucinskaite, J. Callner, R. Cavanaugh, O. Evdokimov, L. Gauthier, C.E. Gerber, D.J. Hofman, S. Khalatyan, P. Kurt, F. Lacroix, C. O'Brien, C. Silkworth, D. Strom, P. Turner, N. Varelas

**The University of Iowa, Iowa City, USA**

U. Akgun, E.A. Albayrak, B. Bilki<sup>54</sup>, W. Clarida, K. Dilsiz, F. Duru, S. Griffiths, J.-P. Merlo, H. Mermerkaya<sup>55</sup>, A. Mestvirishvili, A. Moeller, J. Nachtman, C.R. Newsom, H. Ogul, Y. Onel, F. Ozok<sup>47</sup>, S. Sen, P. Tan, E. Tiras, J. Wetzel, T. Yetkin<sup>56</sup>, K. Yi

**Johns Hopkins University, Baltimore, USA**

B.A. Barnett, B. Blumenfeld, S. Bolognesi, D. Fehling, G. Giurgiu, A.V. Gritsan, G. Hu, P. Maksimovic, M. Swartz, A. Whitbeck

**The University of Kansas, Lawrence, USA**

P. Baringer, A. Bean, G. Benelli, R.P. Kenny III, M. Murray, D. Noonan, S. Sanders, R. Stringer, J.S. Wood

**Kansas State University, Manhattan, USA**

A.F. Barfuss, I. Chakaberia, A. Ivanov, S. Khalil, M. Makouski, Y. Maravin, S. Shrestha, I. Svintradze

**Lawrence Livermore National Laboratory, Livermore, USA**

J. Gronberg, D. Lange, F. Rebassoo, D. Wright

**University of Maryland, College Park, USA**

A. Baden, B. Calvert, S.C. Eno, J.A. Gomez, N.J. Hadley, R.G. Kellogg, T. Kolberg, Y. Lu, M. Marionneau, A.C. Mignerey, K. Pedro, A. Peterman, A. Skuja, J. Temple, M.B. Tonjes, S.C. Tonwar

**Massachusetts Institute of Technology, Cambridge, USA**

A. Apyan, G. Bauer, W. Busza, E. Butz, I.A. Cali, M. Chan, V. Dutta, G. Gomez Ceballos, M. Goncharov, Y. Kim, M. Klute, A. Levin, P.D. Luckey, T. Ma, S. Nahn, C. Paus, D. Ralph, C. Roland, G. Roland, G.S.F. Stephans, F. Stöckli, K. Sumorok, K. Sung, D. Velicanu, R. Wolf, B. Wyslouch, M. Yang, Y. Yilmaz, A.S. Yoon, M. Zanetti, V. Zhukova

**University of Minnesota, Minneapolis, USA**

B. Dahmes, A. De Benedetti, G. Franzoni, A. Gude, J. Haupt, S.C. Kao, K. Klapoetke, Y. Kubota, J. Mans, N. Pastika, R. Rusack, M. Sasseville, A. Singovsky, N. Tambe, J. Turkewitz

**University of Mississippi, Oxford, USA**

L.M. Cremaldi, R. Kroeger, L. Perera, R. Rahmat, D.A. Sanders, D. Summers

**University of Nebraska-Lincoln, Lincoln, USA**

E. Avdeeva, K. Bloom, S. Bose, D.R. Claes, A. Dominguez, M. Eads, R. Gonzalez Suarez, J. Keller, I. Kravchenko, J. Lazo-Flores, S. Malik, G.R. Snow

**State University of New York at Buffalo, Buffalo, USA**

J. Dolen, A. Godshalk, I. Iashvili, S. Jain, A. Kharchilava, A. Kumar, S. Rappoccio, Z. Wan

**Northeastern University, Boston, USA**

G. Alverson, E. Barberis, D. Baumgartel, M. Chasco, J. Haley, D. Nash, T. Orimoto, D. Trocino, D. Wood, J. Zhang

**Northwestern University, Evanston, USA**

A. Anastassov, K.A. Hahn, A. Kubik, L. Lusito, N. Mucia, N. Odell, B. Pollack, A. Pozdnyakov, M. Schmitt, S. Stoynev, M. Velasco, S. Won

**University of Notre Dame, Notre Dame, USA**

D. Berry, A. Brinkerhoff, K.M. Chan, M. Hildreth, C. Jessop, D.J. Karmgard, J. Kolb, K. Lannon, W. Luo, S. Lynch, N. Marinelli, D.M. Morse, T. Pearson, M. Planer, R. Ruchti, J. Slaunwhite, N. Valls, M. Wayne, M. Wolf

**The Ohio State University, Columbus, USA**

L. Antonelli, B. Bylsma, L.S. Durkin, C. Hill, R. Hughes, K. Kotov, T.Y. Ling, D. Puigh, M. Rodenburg, G. Smith, C. Vuosalo, G. Williams, B.L. Winer, H. Wolfe

**Princeton University, Princeton, USA**

E. Berry, P. Elmer, V. Halyo, P. Hebda, J. Hegeman, A. Hunt, P. Jindal, S.A. Koay, D. Lopes Pegna, P. Lujan, D. Marlow, T. Medvedeva, M. Mooney, J. Olsen, P. Piroué, X. Quan, A. Raval, H. Saka, D. Stickland, C. Tully, J.S. Werner, S.C. Zenz, A. Zuranski

**University of Puerto Rico, Mayaguez, USA**

E. Brownson, A. Lopez, H. Mendez, J.E. Ramirez Vargas

**Purdue University, West Lafayette, USA**

E. Alagoz, D. Benedetti, G. Bolla, D. Bortoletto, M. De Mattia, A. Everett, Z. Hu, M. Jones, O. Koybasi, M. Kress, N. Leonardo, V. Maroussov, P. Merkel, D.H. Miller, N. Neumeister, I. Shipsey, D. Silvers, A. Svyatkovskiy, M. Vidal Marono, H.D. Yoo, J. Zablocki, Y. Zheng

**Purdue University Calumet, Hammond, USA**

S. Guragain, N. Parashar

**Rice University, Houston, USA**

A. Adair, B. Akgun, K.M. Ecklund, F.J.M. Geurts, W. Li, B.P. Padley, R. Redjimi, J. Roberts, J. Zabel

**University of Rochester, Rochester, USA**

B. Betchart, A. Bodek, R. Covarelli, P. de Barbaro, R. Demina, Y. Eshaq, T. Ferbel, A. Garcia-Bellido, P. Goldenzweig, J. Han, A. Harel, D.C. Miner, G. Petrillo, D. Vishnevskiy, M. Zielinski

**The Rockefeller University, New York, USA**

A. Bhatti, R. Ciesielski, L. Demortier, K. Goulios, G. Lungu, S. Malik, C. Mesropian

**Rutgers, The State University of New Jersey, Piscataway, USA**

S. Arora, A. Barker, J.P. Chou, C. Contreras-Campana, E. Contreras-Campana, D. Dugan, D. Ferencek, Y. Gershtein, R. Gray, E. Halkiadakis, D. Hidas, A. Lath, S. Panwalkar, M. Park, R. Patel, V. Rekovic, J. Robles, K. Rose, S. Salur, S. Schnetzer, C. Seitz, S. Somalwar, R. Stone, S. Thomas, M. Walker

**University of Tennessee, Knoxville, USA**

G. Cerizza, M. Hollingsworth, S. Spanier, Z.C. Yang, A. York

**Texas A&M University, College Station, USA**

R. Eusebi, W. Flanagan, J. Gilmore, T. Kamon<sup>57</sup>, V. Khotilovich, R. Montalvo, I. Osipenkov, Y. Pakhotin, A. Perloff, J. Roe, A. Safonov, T. Sakuma, I. Suarez, A. Tatarinov, D. Toback

**Texas Tech University, Lubbock, USA**

N. Akchurin, J. Damgov, C. Dragoiu, P.R. Duderø, C. Jeong, K. Kovitanggoon, S.W. Lee, T. Libeiro, I. Volobouev

**Vanderbilt University, Nashville, USA**

E. Appelt, A.G. Delannoy, S. Greene, A. Gurrola, W. Johns, C. Maguire, Y. Mao, A. Melo, M. Sharma, P. Sheldon, B. Snook, S. Tuo, J. Velkovska

**University of Virginia, Charlottesville, USA**

M.W. Arenton, M. Balazs, S. Boutle, B. Cox, B. Francis, J. Goodell, R. Hirosky, A. Ledovskoy, C. Lin, C. Neu, J. Wood

**Wayne State University, Detroit, USA**

S. Gollapinni, R. Harr, P.E. Karchin, C. Kottachchi Kankanamge Don, P. Lamichhane, A. Sakharov

**University of Wisconsin, Madison, USA**

M. Anderson, D.A. Belknap, L. Borrello, D. Carlsmith, M. Cepeda, S. Dasu, E. Friis, K.S. Grogg, M. Grothe, R. Hall-Wilton, M. Herndon, A. Hervé, P. Klabbers, J. Klukas, A. Lanaro, C. Lazaridis, R. Loveless, A. Mohapatra, M.U. Mozer, I. Ojalvo, G.A. Pierro, I. Ross, A. Savin, W.H. Smith, J. Swanson

†: Deceased

1: Also at Vienna University of Technology, Vienna, Austria

2: Also at CERN, European Organization for Nuclear Research, Geneva, Switzerland

3: Also at National Institute of Chemical Physics and Biophysics, Tallinn, Estonia

4: Also at Skobeltsyn Institute of Nuclear Physics, Lomonosov Moscow State University, Moscow, Russia

5: Also at Universidade Estadual de Campinas, Campinas, Brazil

6: Also at California Institute of Technology, Pasadena, USA

7: Also at Laboratoire Leprince-Ringuet, Ecole Polytechnique, IN2P3-CNRS, Palaiseau, France

8: Also at Suez Canal University, Suez, Egypt

9: Also at Cairo University, Cairo, Egypt

10: Also at Fayoum University, El-Fayoum, Egypt

11: Also at Helwan University, Cairo, Egypt

12: Also at British University in Egypt, Cairo, Egypt

13: Now at Ain Shams University, Cairo, Egypt

14: Also at National Centre for Nuclear Research, Swierk, Poland

15: Also at Université de Haute Alsace, Mulhouse, France

16: Also at Joint Institute for Nuclear Research, Dubna, Russia

17: Also at Brandenburg University of Technology, Cottbus, Germany

- 18: Also at The University of Kansas, Lawrence, USA
- 19: Also at Institute of Nuclear Research ATOMKI, Debrecen, Hungary
- 20: Also at Eötvös Loránd University, Budapest, Hungary
- 21: Also at Tata Institute of Fundamental Research - HECR, Mumbai, India
- 22: Now at King Abdulaziz University, Jeddah, Saudi Arabia
- 23: Also at University of Visva-Bharati, Santiniketan, India
- 24: Also at Sharif University of Technology, Tehran, Iran
- 25: Also at Isfahan University of Technology, Isfahan, Iran
- 26: Also at Plasma Physics Research Center, Science and Research Branch, Islamic Azad University, Tehran, Iran
- 27: Also at Laboratori Nazionali di Legnaro dell' INFN, Legnaro, Italy
- 28: Also at Università degli Studi di Siena, Siena, Italy
- 29: Also at Faculty of Physics, University of Belgrade, Belgrade, Serbia
- 30: Also at Facoltà Ingegneria, Università di Roma, Roma, Italy
- 31: Also at Scuola Normale e Sezione dell'INFN, Pisa, Italy
- 32: Also at INFN Sezione di Roma, Roma, Italy
- 33: Also at University of Athens, Athens, Greece
- 34: Also at Rutherford Appleton Laboratory, Didcot, United Kingdom
- 35: Also at Paul Scherrer Institut, Villigen, Switzerland
- 36: Also at Institute for Theoretical and Experimental Physics, Moscow, Russia
- 37: Also at Albert Einstein Center for Fundamental Physics, Bern, Switzerland
- 38: Also at Gaziosmanpasa University, Tokat, Turkey
- 39: Also at Adiyaman University, Adiyaman, Turkey
- 40: Also at The University of Iowa, Iowa City, USA
- 41: Also at Mersin University, Mersin, Turkey
- 42: Also at Izmir Institute of Technology, Izmir, Turkey
- 43: Also at Ozyegin University, Istanbul, Turkey
- 44: Also at Kafkas University, Kars, Turkey
- 45: Also at Suleyman Demirel University, Isparta, Turkey
- 46: Also at Ege University, Izmir, Turkey
- 47: Also at Mimar Sinan University, Istanbul, Istanbul, Turkey
- 48: Also at Kahramanmaras Sütcü Imam University, Kahramanmaras, Turkey
- 49: Also at School of Physics and Astronomy, University of Southampton, Southampton, United Kingdom
- 50: Also at INFN Sezione di Perugia; Università di Perugia, Perugia, Italy
- 51: Also at Utah Valley University, Orem, USA
- 52: Also at Institute for Nuclear Research, Moscow, Russia
- 53: Also at University of Belgrade, Faculty of Physics and Vinca Institute of Nuclear Sciences, Belgrade, Serbia
- 54: Also at Argonne National Laboratory, Argonne, USA
- 55: Also at Erzincan University, Erzincan, Turkey
- 56: Also at Yildiz Technical University, Istanbul, Turkey
- 57: Also at Kyungpook National University, Daegu, Korea